



RGVQGG News

Rio Grande Valley Quilt Guild, P.O. Box 32, Weslaco, TX 78599 - rgvqg.com

President's Threads That Bind

The end of the year is almost here. It seems like time keeps passing faster all the time. I want to congratulate our new officers. Our program Saturday was very interesting. I am currently at retreat in Rockport with Killer Bees. We are getting a lot accomplished.

Be sure to sign up for Friendship Day which will be in December and details are here in the newsletter.

Keep on stitching.
Marsha Santow

Sunshine and Shadows

by Jackie Landon/Kathe Letulle

There have been many of our members who have needed our concern and prayers. We sincerely hope that these members know that their Family at the Rio Grande Valley Quilt Guild are concerned and praying for them

Lila Helm - right knee surgery, husband fractured rib, & niece passed away in September

Chris Cowan - Covid

Sarah Reed - health decline

Blynda Barker - lung cancer

Jan Rondeau - fractured ribs resulting from an auto accident

Laurie Magee - condolences due to the passing of her sister Kay

Melissa Bradley - health issues
Carol Hover - Cancer Treatment

If you know of those in the Guild who need a card of encouragement, get well card, sympathy card, please send the person's name and a general statement to sunshine and shadows@rgvqg.com

Table of Contents

President's Threads That Bind	1
Programs	10
Membership	3
Retreat News	5
Sunshine and Shadows.....	1
Schoolhouse Classes.....	2
Military Service Quilts	5
Community Service	5
Scrap Block Draw	9
Facebook/Social Media	4
RGV Quilt Show	5
Bee News	9
RGVQGG General Meeting Minutes.....	12
Treasurer Report	8
Newsletter Advertising	13
Foster Care Senior Quilt.....	11
Proposed Bylaw changes.....	2

Schoolhouse Classes

by Dale Shafer and Nancy Malmin

Pictures of the class projects, along with the supply lists, are on the RGVQG website. Please take a look and sign up for a class or two!

Sign-ups and payments are made via the Guild website.

Class Price: \$20.

Some of the classes have before-class preparation, and others have a kit you may want to purchase, so look at the supply lists carefully. Some classes will require pre-cutting and some will require special supplies at a small additional price.

All classes will give you finished or nearly finished projects - you'll be able to do final touches and bring your items to the Guild meeting following the class.

Several class samples will be on display before each meeting, and at breaks, until the end of the Schoolhouse season.

All classes will be held on the Tuesday before the Guild meeting and will be held at Pharr South, 1402 Cage, Pharr, TX

Hours: 9:00 a.m. - 2:00 p.m.

Bring your lunch/drink or go to nearby restaurants

December 5, 2023

New version of an old favorite - perfect for Christmas gifts!

Modern Woven Basket & Coasters - Mary Camp

January 9, 2024

A new style of wallet class by a very popular teacher!

Fabric-covered Wallet - Paula McCutchan

February 6, 2024

Cosmetics? Toiletries? Sewing notions? You choose!

Multi-use Quilted Bags - Becky Forschler

Rio Grande Valley Quilt Guild News

March 5, 2024

Could you actually learn to like binding?

Basic Bindings & Beyond

Bonnie Hall & Kris Driscoll

Links to the classes are below:

Sign-up for Schoolhouse Classes

[Schoolhouse December 2023 \(jotform.com\)](https://jotform.com)

[Schoolhouse January 2023 \(jotform.com\)](https://jotform.com)

[Schoolhouse February 2024 \(jotform.com\)](https://jotform.com)

[Schoolhouse March 2024 \(jotform.com\)](https://jotform.com)

More information for each class is available at

[Schoolhouse - Rio Grande Valley Quilt Guild \(rgvqg.com\)](https://rgvqg.com)

In Memoriam

We were able to create a digital slide show for the 2023 Quilt Show that allowed us to honor the members who are no longer with us. Please notify Bonnie Hall when you are aware of someone who has passed. She keeps a file of names and obituaries, but she is not always aware of a death. It does not matter if the person has returned up-North or hasn't been a member recently, we want to remember them. Each of you are the key to make sure no one is left out.

Additional Bylaw Changes

In the November Board meeting, additional Guild Bylaw changes regarding the Guild treasury functions were approved for ratification in the January 2024 General Meeting by the guild membership.

To review and vote on the proposed changes, click on the link below.

[Proposed Bylaws Changes and Ballot](#)

Aloysius alligator



Look for me on our webpage!
Click on me and I'll take you to
the Members Only page.
Remember what I am. I'm also
the keeper of the directories.
Please add a two-digit year to
open a directory

Membership Information

by Debbie Williams

We have begun accepting 2024 membership dues from all current 2023 members, returning and new members. If you like to pay your dues early, dues paid NOW will count towards the January 1st thru December 31st, 2024 season. But if you prefer to wait until closer to the end of the year, that is certainly fine as well. The 2023 membership period will expire at the end of December, 2023.

How do you know if you are a current 2023 Guild member?

- * You receive the monthly newsletter.
- * You receive the monthly email notification of the monthly Guild meeting.
- * Your name is on the Sign In sheet at the monthly Guild meeting.
- * Your Memid (membership ID #) on all Guild communication will begin with 230xxx. When you join for 2024, you will receive a new Memid # that will be 240xxx. This is how you know what year you have paid.

To renew your Guild membership for 2024, the easiest way is to do so online through the RGVQG.com web page. In addition you may do so in person at a Guild monthly meeting with a check for \$30 or with \$30 cash which will be placed in a sealed envelope.

When you do pay your dues for 2024, you will receive a RGV Membership Email. You should

PRINT OUT this email. This email will include your name and new 240xxx membership ID number. At the bottom of this email is a RGVQG membership card that you can fill in with your name and number. If you want to have a card for your wallet, simply cut out the card once you have filled it in. This email is your proof of payment for 2024.

If you wish to purchase a membership badge, you may order one from Kathe Letulle at the monthly meetings. Typically she would have your badge at the following meeting. Kathe can be found before the meeting at the Retreat table.

As a member you will have access to the Members Only information on the RGVQG.com web page. The information for accessing these sections is provided in your Membership Email.

Please email Debbie Williams at membership@Rgvqg.com if you need assistance.

Give with Bing

Another way to support RIO GRANDE VALLEY QUILT GUILD is through **Give with Bing** Microsoft Rewards lets you support RIO GRANDE VALLEY QUILT GUILD through its Give with Bing program. After signing up and selecting our organization, you can earn rewards points just for searching the web with Bing. Microsoft then turns those points into cash donations to us.

The program is free--you just need to sign up with a Microsoft account. As of May 2021, Microsoft Rewards has donated more than [\$6.5 million] to nonprofits around the world.

Join now [RIO GRANDE VALLEY QUILT GUILD \(Give with Bing\)](http://www.bing.com/give)

<http://www.bing.com/give>

Microsoft Edge uses Bing. You can also get the Bing app for iPad, iPhone and Android. Please call Bonnie, 740-398-1629, if you need help setting up Give with Bing.

Social Media Expansion

by Laural Powell



We have expanded our social media presence! For some time the Guild has had a **closed Facebook group**, as **Rio Grande Valley Quilt Guild**. This means you must answer some questions and then be allowed into this group.

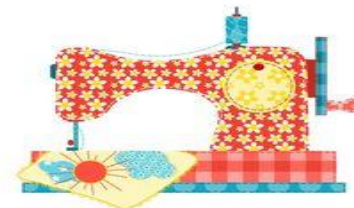
The Guild Board has voted to keep this group to members only. This is to provide a space for our members to post and comment where they will know it will only be seen by Guild members.

The Guild Board also understands some may want to share what our guild is doing with their friends. Then others are introduced to our guild through our quilt show and/or community service efforts, and want to know more about our guild. So, we created a **Facebook page** at **Rio Grande Valley Quilt Guild Texas**. This page can be viewed and followed by anyone interested in our guild. Additionally, we have reactivated the Guild's **Instagram account**, which anyone can follow at **Rio Grande Valley Quilt Guild** or **@rgvqgtx**.

So, now anyone can follow the Guild on our Facebook page and Instagram account, while Guild members can have privacy by joining the Guild's closed Facebook group. If you need help accessing any of these, contact me at joinfb@rgvqg.com.

Retreat News

by *Kathe Letulle*



gg59881445 GoGraph.com

The 2023 retreats are history,

BUT there is 2024 and the dates are:

Friendship Star - March 11 to 15, 2024

Bluebonnet Friends -March 17 to 21, 2024

Both Retreats are full but members are still signing up on the Wait List! As of this date, anyone who has ever placed their name on a Wait List has had the opportunity to attend retreat and as it is well known, life happens.

GET ON THE WAIT LIST NOW!

The registration forms for retreats are on the Guild website (rgvqg.com) within Members Only under RETREAT.

Here is what you always wanted to know but were afraid to ask about retreats:

1. The retreats are so much fun and the friendships formed are awesome. Everyone is willing to assist in any quilting, sewing, pattern questions, etc - everyone has a suggestion, just use the one that works best for you.
2. The retreats are held at John Newcomb Tennis Ranch in New Braunfels, Texas -
3. The fee is \$300 with a \$100 deposit - sleeping arrangements are 4 to a condo. The condo is divided into two bedrooms, each with its own bathroom. There is also a kitchen, living room, washer and dryer
4. The meals begin at dinner on day of arrival, next three days -3 meals and 2 snacks, and final day breakfast. The meals are to die for as well as the desserts.

5. The large conference room is where we sew and have area quilt shops present their wares for the attendees to purchase. There are also quite a few quilt shops in the area for shopping opportunities.
6. You must: (a) bring a power cord with a surge protector and a flashlight (b) Arrange your own transportation (c) Bring Emergency Information sheet, envelopes will be provided.
7. A packet containing maps and detailed information will be available at a later date, on the Guild's website. rgvqg.com (members only).

If you have any further questions, please feel free to contact me.

Blessings,

Kathe Letulle

956-272-2377 or retreat@rgvqg.com

Community Service

by Chris Cowan

This is a friendly reminder, our guild needs your community service reports. The items, hours and dollar value are needed, necessary for the continued nonprofit status of the guild. Please, please make an effort to get those reports in before December 31st!! As my time permits I will be calling the bees to remind them of this important way to support our guild.

Military Service Quilts

There will be a Military sew day at Trophy Gardens on January 12th. It will begin at 9A.M.

This is a note and accompanying links of a presentation at the UTRGV med school. This is a couple of the pictures in the link.

Good morning. Thank you for making the time to come down to Edinburg to recognize our veterans, it was a pleasure hosting you at our school. As promised, I am sharing the photographs from the quilt presentation and a link to the article that was posted to our website and shared to our social media. Have a wonderful weekend. –
Selene Castro,

Executive Assistant to Dean, UTRGV School of Medicine

Senior Vice President, UT Health RGV



<https://www.utrgv.edu/newsroom/2023/11/10/rgv-quilt-guild-presents-quilts-to-military-students-faculty-at-school-of-medicine.htm>

<https://www.facebook.com/UTRGVSOM/>

RGV Quilt Show

2024 Chairs: Laurie Magee & Jean Waufle

2024 RGV Quilt Show Update

T-shirts with the Take Flight theme and a roseate spoonbill design are now available. Guild members will be able to order them in their preferred size and pre-pay in the same way that we order our magnetized name tags. This is the link which will allow you to order and pay for a t-shirt online.

[Order your 2024 RGV Quilt Show T-Shirt](#)



You can pick up your shirts at a guild meeting. If you are not in the RGV, arrangements can be made to mail them to

November 2023

you for the cost of postage. Some sizes and colors are available at the guild meetings.

- The show pins have arrived, and Edna Butler has them. If you have already picked up your tickets and paid for them, you should be sure to ask Edna at the next meeting for your pin! Edna is willing to send tickets to members who are "UP North". Tag me on the RGVQG Facebook page or email me and I will work with her to send them to you.
- Please pick up your Opportunity tickets! If you are a new member, you may not be aware that each member must pick up a packet. You may choose to pay for them yourself or sell them to another quilt lover. Edna Butler has them at each guild meeting.
- If you have an item for the Silent Auction, Bonnie has added a JotForm on the Quilt Show page for you to complete so that Debbie Genette is aware of the donation. It works the same way as registering your quilts! You can bring the items to Debbie at the next guild meetings.
- REGISTER YOUR QUILTS EARLY AND OFTEN! Please do not wait until the last two weeks.

[2024 RGV Quilt Show Quilt Registration](#)



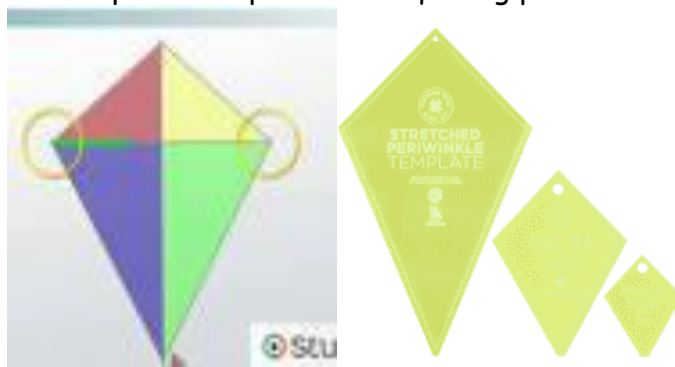
- If you have chosen a "Totes and More" bag, please respond to Coleen Torres.

torcollor@gmail.com or Becky McGregor Isew456@gmail.com with the theme that you are using to fill the bag. We still have available bags if you have not picked one up.

- Now that our Winter Texan members are returning, Nancy Snyder and Suzanne Brennan would appreciate it if each Bee would schedule a SEW DAY to create items for the Boutique. The October newsletter had a list of items that sold well last year!

2024 RGVQG Quilt Show Chairs Choice

The Chairs Choice will require the use of the kite shape, created either with a template or 4 triangles and/or a kite theme. This shape can be part of the background or neutral space or it can be very graphic as the example to the right. It can be appliqued, pieced or a combination of both. This shape can be part of the quilting pattern.



- No kits
- No size limitations.
- If you use a published pattern, the designer must be listed in your registration.
- The quilt must represent the theme "Take Flight" in some manner.
- Use your imagination!

2024 RGVQG Quilt Show Challenge "Take Flight"

Jean and Laurie challenge you to create something beautiful with at least one wool element, and addressing the theme, "Take Flight"

- The item is limited to a maximum perimeter of 72", and if the item is a circle, its diameter can be no bigger than 18".
- Must have a wool element, decorative stitching and embellishments but can include other materials.
- The entry can include mug rugs, jewelry, bell pulls, pillows, buttons, pin cushions, pictures, rugs etc. It can also be punch-needle, or any other item made of wool with decorative stitching and/or embellishment.
- A wool kit will be acceptable with the requirement that the maker add personal elements to the kit and indicate the designer and additions on their entry form.



A list of shops that carry wool, patterns, thread, and other resources. The Woolies group is willing to be a resource as well.

1. THE WOOLEN NEEDLE
225 W Welsh St
Williamsburg, IA
(319)668-2642

2. RUSTY CROW QUILT SHOP
111 W Seachase Dr
Nags Head NC 27959
(760)752-7784
Shawn@rustycrow.com

3. PRIMITIVE QUILT CELLAR
email@primitivequiltcellar.com

4. PRAIRIE POINT JUNCTION
124 E 8th, Box 184
Colada's, NE 69130
(308)7842010
info@prairiepointjunction.com

5. PRAIRIE WOOLENS QUILT SHOP
203 S Wood St
Paulina IA
(712)229-0341

6. PRIMITIVE GATHERINGS
8567 S Loop Rd
Larsen WI 54947
(920)722-7233

7. LITTLE RED HEN
612 Hope Ave
Muscatine IA
(563)262-5709

8. MERRY'S STITCHIN'
1923 Baker Rd
Jesus IA 50648
(319)827-6703
Merrys@jtt.net

9. RIVER'S EDGE QUILT LOFT & ANTIQUES
10103 St Rd 27
Hayward WI
(715)634-0706 riveted@cheqnet
or gailgrassel@shopriversedge.com

10. BUTTERMILK BASIN
8301 Sunset Rd NE
Spring Lake Park, MN 55434
swest@buttermilkbasin.com

11. CARRIED AWAY DESIGNS
4948 Common Market Pl
De Lin OH 43016

12. MOUNTAIN CREEK QUILT SHOP
3531 US Hwy 411S
Maryville TN 37801

(865)856-0805
mtcreekquilters@yahoo.com

13. RED PINE QUILT SHOP
915 Washington Ave
Detroit Lakes MN 56501
(218)844-5260
14. MIDWAY WOOL CO.
Online only
(435)654-2844
15. THE QUILTED COW
18593 Business 13
Branson West MO.65737
(417)272-0000
16. YELLOW CREEK QUILT DESIGNS
160 S Main St
Pearl City IL 61062
(815)443-2211 or (815)238-5597
17. PLAID SHEEP COMPANY
Online only
(330)893-3163

Free Woolie

Edna Butler donated a tub of wool to the guild for anyone to use for the Challenge Quilt. This was wool that belonged to Deb Warner. I believe she would be pleased to have it used for this purpose. I will continue bringing the tub to the guild meetings for anyone needing small pieces. Donations are appreciated.

Boutique News

By Suzanne Brennan

Hi, just wanted to let everyone know Kathy Snyder and I are working hard to have a fun and exciting boutique this year at the quilt show. We had a guild sew day in July at Green Gate Grove and some lovely items were created and donated.

We are asking if there's any other Bees that would like to host sew days for the guild. It is fun to get together and meet new and old friends. I've been asked to provide lists of items that sold well and items that didn't.

ITEMS THAT SOLD WELL

Pot holders, Jar openers, Potato bags, Card holders, Bags of all sizes, Greeting cards, Pillow cases, Pin cushions, Earrings with sewing items on them, Small wall hangings, Lap quilts, Larger wall quilts, Children items (stuffed animals, sleeping bags with Teddy bear, busy board bags, notepaper and pen bags), Aprons, sewing items, Decorated table runners.

ITEMS THAT DID NOT SELL

Plain table runners, Wine glass cozies, Tissue box covers, Eye glass holders, Long stockings, Casserole carriers (comments they were too large or they felt the handle would tip when carrying)

****Please know I wasn't able to be at the quilt show this year, and I'm basing everything from a written report**

Also, whenever making or donating items, use your good judgment. Please use quality fabric when making items. If something looks old, dirty or smells, we won't be able to use them.

Kathy and I thank everyone that is or will be involved with our project. We appreciate all the time and effort that goes into making this a success. Neither one of us has been in charge of something like this and I'm sure there is untapped knowledge in our guild. We welcome suggestions and constructive criticism.

Treasurer Report

A "link" to monthly Treasurer's Reports and other treasury documents can now be found on the "members only" page of the Guild's website: rgvqg.com and the reports will no longer be published in the newsletter.

IMAGINATION STATION - GUIDELINES - SECOND YEAR

This is an opportunity for all Bees to conduct a 15 minutes demonstration on Friday and Saturday at the RGV Quilt Show. Also, for those attending the show to learn more about your Bee and make new friends in the RGV.

Each Bee will have a display table, with banner to display their project and provide information about their Bee.

Bees may sell kits of the items they are demonstrating. Your Bee will set its price per kit and retain that money for the Bee. RGV Guild will not be involved or responsible for moneys collected. Your Bee will be responsible for manning its' booth and collecting such funds.

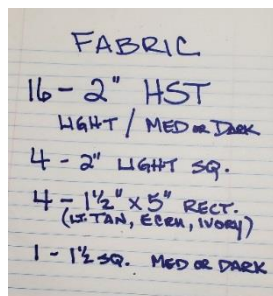
Your Bee can decide whether or not to sell kits but as this is a fund-raising opportunity, all participants will be required to pay their own personal entry fee to the Quilt Show.

Prior to, or at the December guild meeting I need to know which Bees are participating and what their projects will be.

Barbara Hall 605 890 7935
twoofus.mbh@hotmail.com

Scrap Block Draw

by Chris Cowan



Let's see if we have any interest! This is a Bear Paw block that will finish at 10" in fall colors with a light tan or ivory background.

For every block submitted you receive a chance to win them all. If the finished quilt, quilted and bound, made from them is ready by the next meeting you receive a certificate towards a guild class.

Rio Grande Valley Quilt Guild News

Bee News

Another year has rushed by and we are starting our busy season in the Guild.

Many Bees participated in the Imagination Ststion at the Quilt Show last year. Will more participate this year?

We have a new Bee, the Queen City Bees. Other Bees are adapting to post covid, other are anticipating getting together to share ideas and techniques.

We all gain as we stretch our skills and imaginations to make better quilts. What will we surprise ourselves with this year?

Til later,
Diana Wolf, Beekeeper

Killer Bees News

The Rio Grande Valley Quilt Guild's **Friendship Day** is coming soon! December 9th, 9AM to Noon, at The First Church of the Nazarene, 2001 N. 7th Street, Harlingen. This is just south of Loop 499 on N 7th Street. The Loop 499 exit is closed due to construction, so you will have to exit the Wilson Road exit and take the frontage road to Loop 499; or exit 29B (after the Loop 499 exit) and loop around back to the lights on Loop 499. One other way to the church is to take Tyler into Harlingen to a left onto 7th Street going past the Harlingen Library watching to be sure that you're still on North 7th. I know that this is a lot of information, but it does give you a few options.

The Killer Bees are Buzzing Bizzy getting all of the fun organized. We'll have a few fun Demos like An X-ploding Block, EPP, a No-slip Foot Pedal, and more. There will be time for you to rotate to each demo that you're interested in. After the Demos each table will play the game LRC...So be sure to bring 3 - 2 1/2" X WOF strips for you and any of your guests. Always a rousingly, fun game,

November 2023

and you might be the winner of all of your table's strips! And then we'll enjoy all of the wonderful foods that have been brought by guild members.

By first letter of your last name:

A-I Pasta or Veggie Salad;

J-R Fruit Plate or Salad;

S-Z Dessert.

Also be sure to bring your own beverage. We will have some bottled water. AND THEN It's Door Prize Time!

So, gather your Quilty friends and register here [Friendship Day \(jotform.com\)](http://jotform.com) Please register by December 7th. Looking forward to seeing everyone on this Fun Friendship Day!

The Killer Bees, Edna Butler, Marsha Santow, Jan Baethke, and All!

Queen City Bees Buzzzzzz

By Anita Pineda

The Queen City Bees have settled down with the weather changes. During the summer month, most Bees gathered during the weekdays to sew on their own projects at the Magic Valley RV Park, but now that the summer season has ended and the fall season and holidays are upon us, the Bees have cleaned up and restored the hive (Haswell Hall) back into a regular activity hall. The humming of sewing machines is gone, steam from the iron has dried, the ironing boards go back into the closet, the cutting boards and rules are hung on the wall as the Bees one by one flew back to their homes to settle into their own sewing rooms! In the meantime, the Queen City Bees meet to make plans for the Guild Quilt Show by participating in various activities. Guild Rep-Bee, Josie oversees Guild membership recruitment. Tote Bag Bee-Chair is Meli. Country Store Bee-Chair is Angie. At the October meeting, Dinora presented a lesson on Needle-turn applique. Angie demonstrated how to make a credit card wallet. Many of the Bees displayed their projects for Show N Tell. Bees Carmen & Josie were elected Guild Program Chairs. The Bees decided to



assisted Carmen and Josie with a monetary gift for their Houston trip to the International Quilt Show held the last week of October. Due to Thanksgiving approaching, the regular business meeting will be a sewing day.

Christmas party details have been finalized to end 2023. We have been very Blessed to have a wonderful group of Bees that help each other out and share their different talents.

The Mission Bee is buzzing. We have challenged all members to make a "portrait quilt". These will be displayed at the quilt show for all to see. We are making blocks from a book, "The Splendid Sampler". Each of us is putting our quilts together differently. You will see many of them at the quilt show. We love doing charity quilts. We have completed many quilts for Driscoll Children's Hospital. Two quilts have been completed for the graduating foster care kids. Military quilts are always in the queue. We are small but we have many talented quilters & members who create beautiful items on their embroidery machines. It's always fun to see all the new projects our members are working on. So much creativity.

Programs

By Jan Rondeau

December our regular meeting will be replaced by a day to celebrate Friendships and start getting into the holiday spirit. The Killer Bees are hosting this year and will be providing additional information soon. [Friendship Day Sign-up](#)

In January we will be joined by Michele Markey of Medina Domestic Arts. She will be presenting a trunk show and fabric painting demonstration. Michele has always been a favorite. You won't want to miss this.

Michele will be teaching a painting and embellishing class "Texas Wildflowers" We will be painting a 16" block with Texas wildflowers and finish it with embellishments. All the products needed for the class are provided. Class will be held on Friday, January 12th at Pharr South Main Hall. [Fabric Coloring 101 Sign-up](#)

In February we will be joined by the ladies from Fat Tuesday Fabrics and Gifts from Monroe, LA. Details for this are not finalized yet. They will also be teaching a class on February 9th at Pharr South Activity Center. Details will be shared soon.

In March we will have our ever popular quilting garage sale. We will be at Casa Del Sol in Donna again this year. [Reserve your Table.](#)

In April we will be joined by Jerriann Massey from Annie McHugs. She will be sharing the use of Reverse Applique tools. She has developed a system for reverse applique for use with her original designs. She will be premiering her latest design Texas Pictures windows.

On April 12th Jeriann will be teaching her methods and tools for reverse applique in a class at Pharr South Activity Center. She will be sharing her best practices as we create a Texas reverse applique block.

In May Susan Madden will be presenting a zoom lecture on a program she has developed for keeping all your quilt projects neatly in one place: what fabrics are still needed, your personal notes, and all things relating to your quilts.

The **Chisholm Trail Heritage Museum**
invites you to visit our upcoming exhibition of Art Quilts,
Spectacular Stitches, on display in time
for the holiday season!

For more information on Cuero & travel accommodations, go to
cuero.org. Hope to see you soon!!!



Spectacular Stitches
WORKS BY MASTER TEXTILE ARTISTS
FROM THE FRANK KLEIN COLLECTION
Nov. 15, 2023 – Feb. 10, 2024
CHISHOLM TRAIL HERITAGE MUSEUM
302 N. Esplanade ★ Cuero, Texas 77954
chisholmtrailmuseum.org @ f 361-277-2866

A great idea for spending time with friends and family over the Holidays!
Visit our Gift Shop & Bookstore for unique gifts, decor, and Texana.

3rd Annual
Texas **Foster Youth** High School
Graduates of 2024



Volunteers are needed to make **500 quilts, zipper pouches, and more.** These items will be given to the youth when they graduate from high school.



Sign Up at www.day1bags.org, click on **"Do you sew?"**

Quilt Instructions:

- Happy Colors
- Please keep in mind that the high school seniors select their own quilts and all styles and colors are welcome.

Size Dimensions:

- Hand or Machine Quilted with batting
- Twin or lap-size are accepted

Matching Pillowcase(Optional):

Standard 21" wide x 26" long

Zipper Pouch Instructions:

- Happy Colors and Designs
- Size Dimensions:**
 - no specific pattern but please make sure they are lined and we request pouches 8"x10" or larger
- Other Opportunities:**
 - Donate Fabric
 - Long Arm Quilting Services
 - Delivery or Pick up quilts
 - Photography
 - Speak to local guilds

Our guild has promised 15 quilts.


A letter from our Region 11 co-ordinator

Day1Bags has started its annual Adopt a Senior Campaign for the 2024 School Year. The Adopt a Senior Campaign collects handmade quilts and zipper pouches to distribute to teenagers that will graduate from high school who are still part of the Foster Care system in Texas.

A couple of changes have been made to the program this year. First, pillow cases are no longer required. Second, the size of the quilt requested is **50x70** (Twin sizes will be accepted this year since many people may have already started prior to this change). Zipper pouches have a different drop off location and you can contact me for more information about that.

Diane Dietze was the Regional Coordinator for Region 11 last year and will be traveling in the spring so I will be stepping in for her to help with

this Campaign year. My name is **Alyssa Gonzalez**, and I live in the RGV, and have been quilting for the past 8-9 years. You can contact me via email at agonzalez@nplexusrgv.com or text (best) or call my cell phone at (956) 578-3352. I work at North Park Lexus RGV and have asked them to partner with me in collecting quilts for this campaign. The dealership is located at 410 W Interstate 2 in San Juan Texas, and during business hours (9-6; M-F) just ask for me at the reception desk and I'll make sure your quilt is received with care. After business hours, our



receptionist will take care of you and your quilt. You can use this [link](#) or the QR Code below to complete the drop off form. Everyone at North Park Lexus will have this QR Code readily available as

well. While you're at the dealership, have a complementary Starbucks coffee and a free cookie in our Cafe!

RGVQG General Meeting Minutes

RGVQG General Meeting November 11, 2023

Our meeting was called to order at 9:00am by Marsha Santow.

Our program chair, Jan Rondeau, introduced our speaker, Laura Strickland, Quilting as Women's Art. It was a great presentation. She has a wonderful sense of humor! Her shop is called the Orange Blossom on Interstate 80 on the Iowa-Illinois border. Also, check her out on Facebook and Instagram.

The secretary's report will be filed as printed.

The treasurer's report was presented by Mike Hall. He also presented the budget for 2024.

Military Service - Lucy Klaas - She presented a quilt to one of our RGV veterans today. She has handed out several quilts this year and is looking for volunteers to quilt and bind more bundles that she has with her today.

Quilt Show - Laurie Magee - she states that things are going "Swimmingly!" Jean Waufle said that the Quilt Show t-shirt sales were a great money maker today. Laurie is asking for volunteers to hang and take down the quilts at the show.

Hostess - Elaine Hall - Door prize drawing

Schoolhouse Classes - Dale Shafer - the day to hold the classes has been changed to the Thursday before our meeting.

Programs - Jan Rondeau - December is Friendship Day. Check the newsletter for a list of the speakers each month.

Membership - Marty Morrison - 72 members present today and 12 people on Zoom.

Fat Quarter Draw - Carrah Maney and Melissa Bradley - We made \$75 today!

Newsletter - Chris Cowan - She needs our articles by Monday at the latest!

Community Service - Chris Cowan - She had 18 items for a total of \$913.50.

BOM - Chris Cowan - The block information will be in the newsletter.

Sunshine and Shadows - Kathe Letulle - Be sure to let her know if someone needs a card.

Retreat - Kathe Letulle - Balance is due for the retreats. Both retreats are full, and the waiting lists are long!

Voting - Kathe Letulle - Bylaw changes have passed.

President - Diana Wolf

Programs - Josey McVey and Carmen Avila

Secretary - Lila Helm

Announcements - Mike Hall - Casa de Valle is no longer interested in hosting our meetings.

Friendship Day - Marsha Santow - More information will be in the newsletter.

Meeting adjourned.

Secretary, Lila Helm

Newsletter Advertising

- 1/4 page \$25.00
- 1/2 page: \$50.00
- Full page: \$100.00
- Business Card \$10.00
- Classified Ad: \$5.00 or 3-4 lines

Deadline: Monday following meeting on second Saturday of the month to be included in our next monthly publication. Newsletter is posted 12 times each year. Paid advertisers may put one ad per month on our Facebook page at no cost.

Guidelines for Article Submission:

- Digital format is preferred
- Please Include a "headline" or header for your article and your name with any other contact information
- Pictures, graphics including clip art preferred in .jpeg, .jpg, .gif or .png


RGVQG Disclaimer

RGVQG does not discriminate nor endorse any advertisement placed in RGVQG News. RGVQG is not responsible for, nor takes responsibility for defective merchandise or false advertisements.



HOURS: TUESDAY-FRIDAY 9AM-4PM
SATURDAYS 9AM-2PM

1617 N 11th St. McAllen, TX 78542
PHONE: 456.929.3863



100% Cotton Fabric
Cotton and Wool Batting
Notions

1001 Segovia
Llano Grande RV Resort
Mercedes, TX 78570
(956) 272-2377
quilterstntkorn@gmail.com
Kathè Letulle - Owner

Call for an appointment

Mercedes, Texas

FEATHERWEIGHT SPA DAY

Cleaned and Lubricated, \$40.00

Dropped off at my house
or at a Guild meeting

Call for details.



Well running machine, priceless.

Diana Wolf 913 449 1668

COUNTRY CREEK PEDDLERS

CASSINO RICHARDSON 816 304-6466
rcrichardson150@gmail.com

Quality quilt fabrics \$7 yd. 108" Quilt backing \$12 yd.
Patterns, notions, batting, etc. Featherweights, & Accessories

Winter-Alamo, TX
Summer-Fort Scott, KS

By appointment

