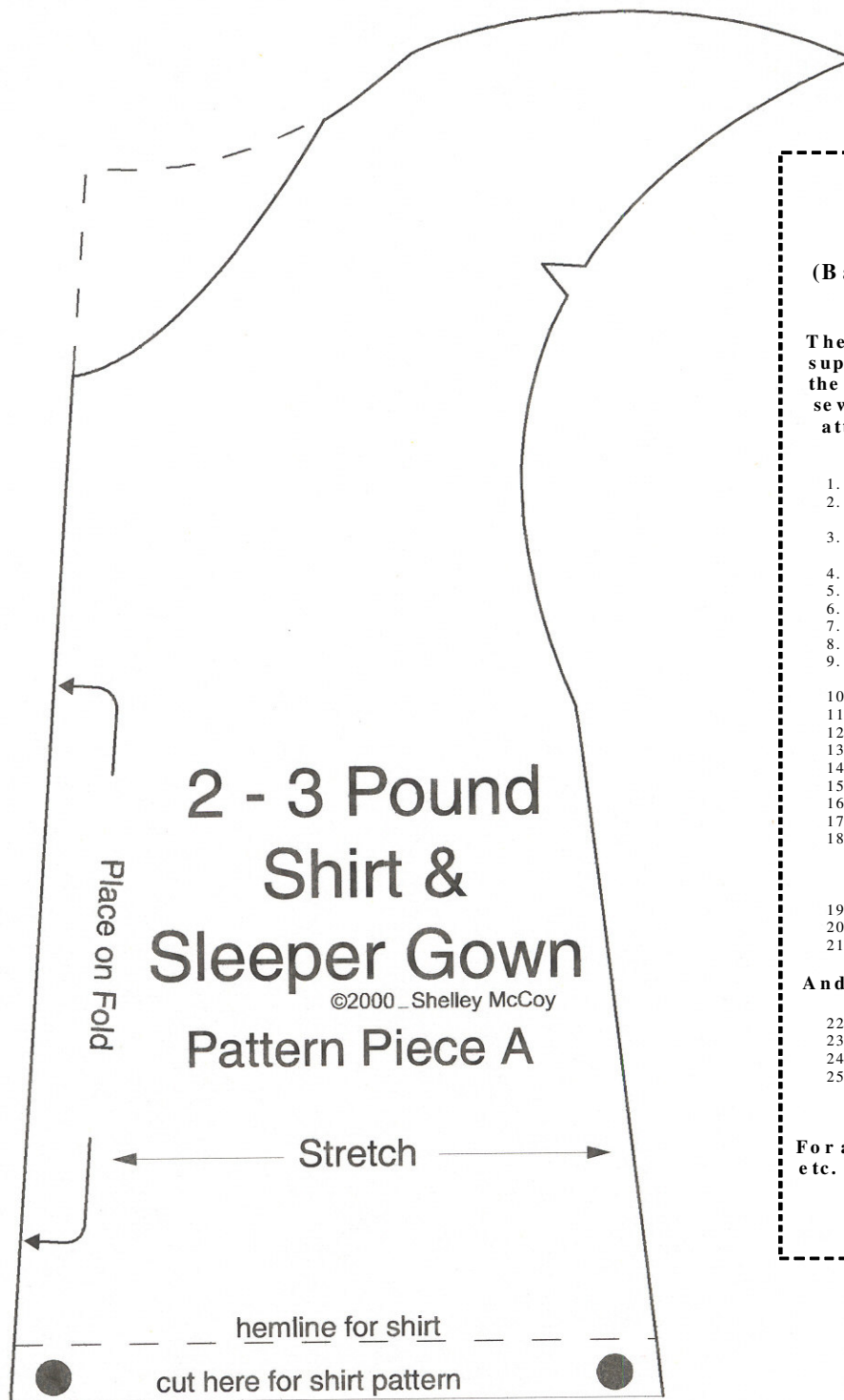


FYI Gown Patterns Parts A, B, C



FYI
“BISK”
(Basic Individual Sewing Kit)

These are some basic tools and supplies that are needed when the guild is having a hands-on sewing program or when you attend any lesson on sewing techniques.

1. Pins
2. Needles, (both sewing and quilting)
3. Thread, (both sewing and quilting)
4. Scissors, (both fabric and paper)
5. Thimble
6. Sharp graphite pencil
7. Ball point pen
8. Colored pencils
9. Extra-fine point permanent marker
10. Tracing paper
11. Note paper
12. Eraser
13. Glue Stick
14. Masking tape
15. Ruler
16. Seam ripper
17. Plastic template material
18. Fine sand paper (a small board with sandpaper on one side and a pressing surface on the other is a handy tool.
19. Rotary cutter and mat.
20. Iron
21. See-through ruler (for use with rotary cutter)

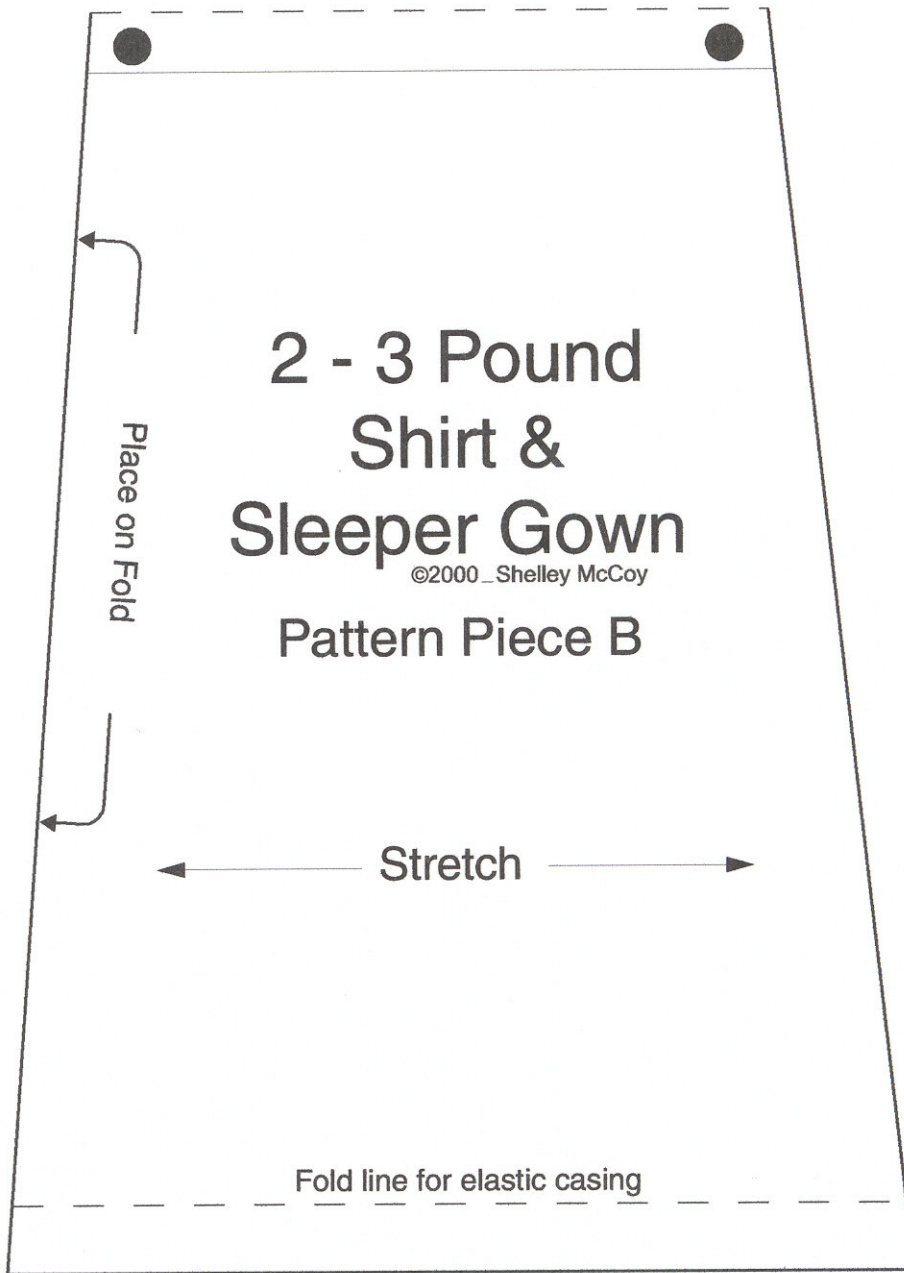
And for times when you need a sewing machine:

22. Sewing machine
23. Filled bobbins
24. Extra machine needles
25. Extension cord and/or power cord

For a basic kit to bring to Guild, etc. the first 17 items are a good idea.

* Align dots (●) on pattern piece B with dots on pattern piece A to make sleeper gown pattern

* Align dots (●) on pattern piece B with dots on pattern piece A to make sleeper gown pattern



Patterns reprinted with permission—items may not be sold.

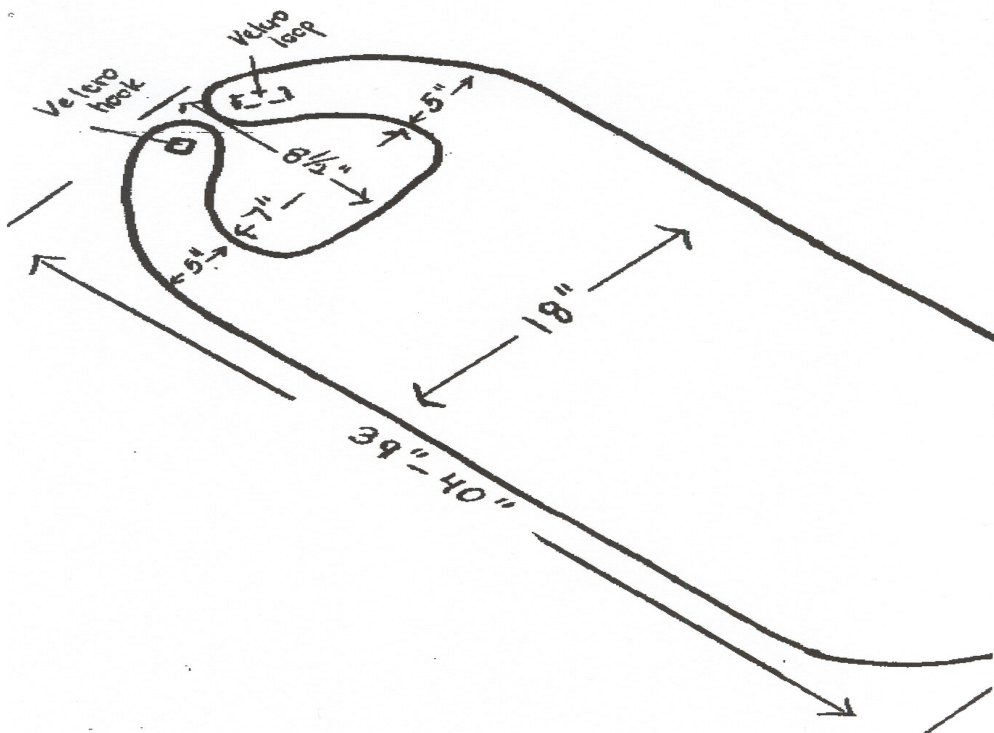
Notes

2 - 3 Pound Shirt & Sleeper Gown

©2000 Shelley McCoy

Pattern Piece C (sleeve)

← Stretch →



Adult Bib

These long colorful bibs can be used in nursing home facilities or for other caregivers who help feeding a person with disabilities. It takes two 1/2 yards cut in 45" fabric to make one bib. Each bib is two layers of fabric bound with bias tape and fastened with hook and loop tape at the neck. Since the bibs are reversible, it is fun to make each side a different color or design. Keep in mind that the bibs must withstand many types of food spills and many washings and choose fabrics accordingly. (Crawfordsville, IN American Sewing Guild Chapter) These items may not be sold.