



RGVQG News

Rio Grande Valley Quilt Guild, P.O. Box 32, Weslaco, TX 78599 - rgvqq.com

Table of Contents

.....1

.....2

.....2

.....2

.....3

Bee News

 WannaBees4

 Winter Haven Border4-5

Featherweight Owners5

Small Quilt Silent Auction...5

Retreat - Important Info6

Youth Sewers.....7

2020 Colors of the Year7

Meeting Minutes8-11

Survey Results12-15

Other RGV Quilt Shows14

Outside Valley Shows14

Newsletter Info15

Ads15

President's Threads That Bind

CONGRATULATIONS to all members who submitted a small quilt and/or a challenge quilt plus Double Congrats to the winners of the judging at the Guild Meeting.

The Quilt Show is NOW! Many thanks to those who have volunteered their time to make the Quilt Show a success. YOU are the true benefits to the show because without YOU there would be no Quilt Show.

The Quilt Show Committee is looking for Quilt Show Chairpersons for the 2023 and 2024 Quilt Shows. Volunteer NOW and you have awesome mentors prior to your own show, just sent an e-mail to president@rgvqq.com to let me know.

The 2nd Vice President – Community Service for the remainder of 2020 has been filled. Thank you, Chris Cowan, for volunteering. You will have large shoes to fill but Rick and Subie Redd will give you excellent guidance.

The Historian Volunteer position is in need of a Chairperson. If interested, please send an email to president@rgvqq.com. Any member may submit another members name for any volunteer position, but please have their permission. Thanks Bunches.

The results of the member survey from the January meeting is published further down in this newsletter (pages 12-15). The first rule of giving a negative comment is to also give a possible solution—it shows that you have given the result some thought and not just a comment to be commenting. 150 surveys were distributed, but only 80 or so were returned. Thanks for the time and effort to those who completed the survey—greatly appreciated by your Board.

Mark your Calendar - Guild Meeting Saturday, March 14, 2020.

See Ya There! Safe Travels! **ALL Members - ALWAYS Check the website for class and meeting locations.**

We are all bound together by a common thread—quilting!

Blessings!

Kathe – President@rgvqq.com 956-272-2377



Membership Information

The annual dues are only \$30.00 and can be paid on-line, paid at a meeting (cash or check), or a check can be sent to the Guild mailing address. (Checks now should be made payable to Rio Grande Valley Quilt Guild.)

2020 Membership Dues — To join or renew your membership, the numbers start with 200xxx. The cards for 2020 will be a Blue Jade Marble. Membership ID cards will have information on the back of the card needed to access the “Members Only” page and the Directory, which contains email and address information for all members.

According to the RGVQG Bylaws (Article 2.04), your yearly dues needs to be paid by January 31, 2020. “Thanks” for those who have paid their yearly dues.

Now for 2020 we have a total of 298 members. Since the last newsletter we have 22 members renewing their membership and we “Welcome” the following **9 New Members**:

- Vickie Jones
- Eric Honour
- Elizabeth Honour
- Karen Okerstrom
- Ruth Binoniemi
- Janne (Jan) Clinton
- Janet Worrell
- Teresa Thurston
- Margie Walker

The Rio Grande Valley Quilt Guild web page is www.rgvqg.com

Please let me know if you need assistance.

Marty Morrison (membership@rgvqg.com) or 816-686-3467

Tote Bags and More Salutes our Members!

Thank you! From Linda Haderer and Diana Wolf

Our members continue to astound us with your generosity and creativity. The bags have more items than last year, and they are even nicer. It’s hard to believe you topped last year’s efforts, but you did. The willingness of persons at the Show to come and help sell tickets with us is greatly appreciated. We all benefit from your efforts.



THANK YOU AGAIN !!!

Calendar

Guild Meeting

March 14, 2020, 9:00 am - 12

Angela Walters Lecture
Trophy Gardens RV Resort
800 TX-495
Alamo, TX 78516

Board Meetings

Wednesday, March 11, 2020

Show Board 9:30 am - noon
Guild Board 1:00 pm - 3 pm
Trophy Gardens RV Resort

Quilt Show Classes

Rene Iannarelli

February 14, 2020 - 8:30-11:30

“Four Patch Expanded”

February 15, 2020 - 8:30-11:30

“Rhythm”

South Padre Island Convention Center

Schoolhouse Class

Karen Dill

March 5, 2020, 9 am - 3 pm or

March 6, 2020, 9 am - 3 pm

“Impressionistic Painting With Fabric”

Trophy Gardens RV Resort

Program Classes

Angela Walters

March 12, 2020, 9 am - 3 pm

“Rulers and Geometrics”

March 13, 2020, 9 am - 3 pm

“Dot to Dot Quilting”

Trophy Gardens RV Resort

2019 RGVQG Quarterly Report & Annual Budget

	1st Qtr	2nd Qtr	3rd Qtr	4th Qtr	YTD TOTALS	BUDGET	BALANCE
INCOME							
				October/Nov			
Donations	\$ 100.00	\$ -	\$ -	\$ 50.00	\$ 150.00	\$ 320.00	\$ (170.00)
Fat Quarter Drawing	\$ 593.00	\$ 289.00	\$ 295.00	\$ 313.00	\$ 1,490.00	\$ 1,000.00	\$ 490.00
Guests & Fines	\$ 160.00	\$ -	\$ -	\$ 172.00	\$ 332.00	\$ 200.00	\$ 132.00
Membership - Minus Refunds	\$ 2,025.00	\$ 225.00	\$ 300.00	\$ 5,845.00	\$ 8,395.00	\$ 7,725.00	\$ 670.00
Newsletter Advertising	\$ 340.00	\$ -	\$ 30.00	\$ 475.00	\$ 845.00	\$ 600.00	\$ 245.00
Other Income - ie...table rentals	\$ 10.68	\$ -	\$ 44.84	\$ 40.00	\$ 95.52	\$ 70.00	\$ 25.52
Programs - Minus Refunds	\$ 831.00	\$ 315.00	\$ 575.00	\$ 3,525.00	\$ 5,246.00	\$ 7,335.00	\$ (2,089.00)
Quilt Show	\$ 15,000.00	\$ -	\$ -	\$ -	\$ 15,000.00	\$ 14,000.00	\$ 1,000.00
School House - Minus Refunds	\$ 70.00	\$ 440.00	\$ 50.00	\$ 170.00	\$ 730.00	\$ 2,000.00	\$ (1,270.00)
TOTALS	\$ 19,129.68	\$ 1,269.00	\$ 1,294.84	\$ 10,590.00	\$ 32,133.52	\$ 33,250.00	\$ (966.48)
EXPENSES							
Bank Service Charge	\$ -	\$ -	\$ -	\$ 80.82	\$ 80.82	\$ 56.00	\$ 24.82
Bee Keeper (Upper & Lower Valley)	\$ -	\$ -	\$ -	\$ 66.43	\$ 66.43	\$ 300.00	\$ (233.57)
Community Service	\$ -	\$ 84.00	\$ -	\$ -	\$ 84.00	\$ 300.00	\$ (216.00)
Fat Quarter Drawing	\$ 268.61	\$ 116.64	\$ -	\$ 546.21	\$ 931.46	\$ 1,000.00	\$ (68.54)
Friendship Day	\$ -	\$ -	\$ 115.13	\$ 150.00	\$ 265.13	\$ 300.00	\$ (34.87)
Gift Certificates	\$ -	\$ -	\$ -	\$ 15.00	\$ 15.00	\$ 300.00	\$ (285.00)
Guests & Fines	\$ -	\$ -	\$ -	\$ -	\$ -	\$ -	\$ -
Legal Fees - State	\$ -	\$ 25.00	\$ -	\$ -	\$ 25.00	\$ 25.00	\$ -
Insurance - Liability - Annual	\$ 437.00	\$ 437.00	\$ -	\$ 855.00	\$ 1,729.00	\$ 1,586.00	\$ 143.00
Insurance - Bonding - Annual	\$ -	\$ -	\$ -	\$ 257.85	\$ 257.85	\$ -	\$ 257.85
Library	\$ 17.46	\$ -	\$ -	\$ -	\$ 17.46	\$ 300.00	\$ (282.54)
Membership	\$ 82.85	\$ -	\$ -	\$ -	\$ 82.85	\$ 100.00	\$ (17.15)
Memorial Flowers	\$ -	\$ -	\$ -	\$ -	\$ -	\$ 70.00	\$ (70.00)
Military Service Quilts	\$ -	\$ -	\$ 262.00	\$ 341.54	\$ 603.54	\$ 750.00	\$ (146.46)
Office Supplies	\$ 31.12	\$ -	\$ 49.43	\$ -	\$ 80.55	\$ 200.00	\$ (119.45)
PayPal Fees	\$ 86.12	\$ 52.40	\$ 30.04	\$ 211.56	\$ 380.12	\$ 1,000.00	\$ (619.88)
Printing	\$ -	\$ -	\$ -	\$ -	\$ -	\$ 100.00	\$ (100.00)
President:							
Door Prizes, Departing Officers	\$ -	\$ 400.05	\$ -	\$ -	\$ 400.05	\$ 400.00	\$ 0.05
Programs:	\$ 4,766.42	\$ 450.00	\$ 537.96	\$ 3,463.80	\$ 9,218.18	\$ 12,300.00	\$ (3,081.82)
Room Rentals - Classes	\$ 250.00	\$ -	\$ -	\$ 225.00	\$ 475.00	\$ 375.00	\$ 100.00
Publicity	\$ -	\$ -	\$ -	\$ -	\$ -	\$ 200.00	\$ (200.00)
QuickBooks Program - Annual	\$ 76.74	\$ 76.74	\$ 76.74	\$ 263.57	\$ 493.79	\$ 307.00	\$ 186.79
Rentals - Board Meetings	\$ 150.00	\$ 225.00	\$ 175.00	\$ 150.00	\$ 700.00	\$ 600.00	\$ 100.00
Rentals - Guild Meetings	\$ 900.00	\$ 900.00	\$ 900.00	\$ 900.00	\$ 3,600.00	\$ 3,600.00	\$ -
Rentals - Post Office Box - Annual	\$ 134.00	\$ -	\$ -	\$ -	\$ 134.00	\$ 134.00	\$ -
Rentals - Storage Unit - Annual	\$ -	\$ 1,612.00	\$ -	\$ -	\$ 1,539.00	\$ 1,612.00	\$ 73.00
Scholarships - 2 Officers, Show Chair	\$ -	\$ -	\$ 600.00	\$ -	\$ 600.00	\$ 1,800.00	\$ (1,200.00)
Scholarships - College	\$ -	\$ 2,000.00	\$ 2,000.00	\$ 65.88	\$ 4,065.88	\$ 4,130.00	\$ (64.12)
Schoolhouse - Teachers	\$ 510.00	\$ -	\$ -	\$ 300.00	\$ 810.00	\$ 850.00	\$ (40.00)
Room Rentals - Classes	\$ 150.00	\$ -	\$ -	\$ 150.00	\$ 300.00	\$ 375.00	\$ (75.00)
Sound & Audio Video Equipment	\$ -	\$ -	\$ 60.50	\$ -	\$ 60.50	\$ -	\$ 60.50
Sunshine & Shadows	\$ -	\$ -	\$ -	\$ -	\$ -	\$ 50.00	\$ (50.00)
Web Service	\$ 162.89	\$ -	\$ 74.98	\$ 116.91	\$ 354.78	\$ 80.00	\$ 274.78
Youth Education	\$ -	\$ -	\$ -	\$ -	\$ -	\$ 50.00	\$ (50.00)
TOTALS	\$ 8,023.21	\$ 6,378.83	\$ 4,881.78	\$ 8,159.57	\$ 27,370.39	\$ 33,250.00	\$ (5,806.61)
							\$ 4,840.13

Bee News



The Wanna Bees

The Wanna bees met January 26 at our new location at 612 S. Texas, Mercedes at the Christian Church. Members are working on the Disappearing Pinwheel. Nickel Brick quilt by Josie McVey. Thank you, Florea Flores



Winter Haven Border Quilters

Winter Haven Border Quilters held their annual “Baby Quilts for Brownsville” day on January 21, ending the day by finishing 460 baby quilts which are being distributed to local hospitals and agencies.



Continued next page

Winter Haven Border Quilters (Continued)

Quilters have been working on a woodland landscape quilt and One Block Wonder quilts.

February 18 is the date for a sold-out event—a luncheon and fashion show. The theme of the event is Rhapsody in Blue and proceeds will be used for charity and military quilts.

On Saturday, March 7, we will hold our annual quilt show at Winter Haven Resort in Brownsville, TX from 8:00-Noon. We'd love to have you join us. Breakfast will be served.



Featherweight Owners – You have a unique opportunity

The Guild is scheduling a special class so you can learn to maintain your Featherweight and keep it in tip top condition. It will just stitch away quietly and with that exquisite straight stitch at the end of class. This will be a special Schoolhouse class, likely in January of 2021.

You will be learning a bit of history, how to date your machine if you don't already know, and many other things relevant to maintenance. You will go through and clean all the points inside that move. And, then we will oil and grease the appropriate parts so it just hums along when you take it home. It's really easy to maintain yourself and then you don't have to pay a shop the typical \$80 or more to spiff it up.

You will be doing the work and learning how to maintain your Featherweight. It's not hard to do. If your Featherweight is typically left up north, you may want to bring it with you for this class.

If there is time left, we will explore some secrets of the feet so you can do even more with it.



Small Quilt Silent Auction

A big thank you to all who donated small quilts for the silent auction! They were great. I heard several people say, "I can't choose, they are all so good." "I'm not voting, I can't choose one!" You can see pictures of the winners on Facebook.


If you didn't quite finish yours, you can bring it to the show. I will still accept pieces there. For the rest of you, it is time to do your part. Stop in and find one that you like and make a bid or "BUY IT NOW."

The money we get from the sale of these small quilts go toward supporting our Guild activities. Thanks for your support.

Judy Blum

For Sale Sunshine 16 Take it Anywhere

Bev Kramer
956-607-0542



- Sit on your table
 - Acrylic top measures 32" wide by 24" deep
 - Weighs approximately 32 pounds
 - Harp area 16" deep x 7" tall
 - Adjustable speed control on front of electric box with a variable speed foot pedal
 - Smooth working surface
 - Easy front load bobbin case
 - On/off switches on front of electric box
 - Directional LED lights
- \$2,375.00
Like new \$500.00

Retreat 2020 Important Information

Retreat is almost here! Yeah!!! The following information is very important. Please read so that you will be prepared for a fun time while at the John Newcombe Tennis Ranch. The address is 325 Mission Valley Road, New Braunfels, Texas. The Guild members only website has the following information that you should check out:

1. Retreat Checklist
2. Directions to the Ranch
3. Quilt Shop List
4. Emergency Medical Form

Please DO NOT use any perfumes or colognes while at the retreat. There are some who are very sensitive to smells.

The **Emergency Medical Form** is to be completed and brought with you. Also, make a copy of your ID and any insurance cards and include with the emergency form. I will have the envelopes at retreat. At retreat, you will put the form into the envelope and sign it. These forms will be returned to you at the end of retreat. If you are using last year's form, please review and make sure all information is current. This form is for your protection in case of an unforeseen occurrence.

You need to bring the following items with you:

1. Extension Cord
2. Duct tape to secure all those wires to the floor
3. Emergency Medical Form
4. Green polo shirts and the Red/Blue polo shirts
5. Bluebonnet Friends Challenge item

As in the past, I am looking for large cutting mats to share. If you have a large mat we can use, please let me know. Ironing boards and irons will be provided.

Annie will be giving massages. If interested, you need to make an appointment with me. You pay Annie directly. She takes cash, check and credit cards.

The pool and hot tub is available for your use. So bring your swimsuit and hope for some hot weather. Also bring a jacket as it tends to get a little colder at night.

When you arrive, you register and pickup your room key in the Main Lodge. **Check-in** is at **3PM**. They may or may not be ready for you before 3PM. **RETREAT STARTS AT 3PM**. No one will be able to get into the sewing room until that time. This makes it fair to all.

The backside of the lodge has a ramp that leads to the sewing room. There is temporary parking there. I have a wagon that can be used to get your things into the sewing room. You pick your spot and you are setup for the entire retreat. The room is locked at night so your things are secure.

We meet at 5:30PM in the sewing room. We all go to dinner from there.

I will have the 2021 registration forms. You will be able to register for the 2021 retreat. There is \$100 deposit due at that time. Retreat will be open to all Guild members at the April 2020 meeting.

If there are any questions, feel free to call or email me. I am in the Guild Directory.

Looking forward to another fun retreat.

Karyn Heaney

Youth Sewers

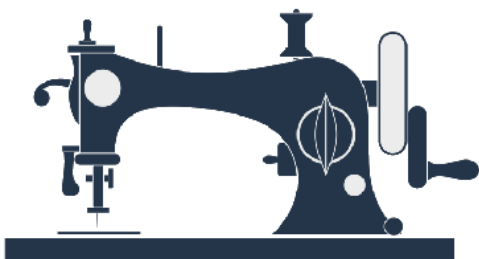
This week we did two things. On Tuesday we visited the Green Gate Grove Quilt Show, it was a great opportunity for the students to see what could be done with quilting. Five girls attended, and were very in awe of all the quilts, and ask lots of questions.

In class on Friday, we sized our blocks, getting ready to sash them and start on the lap robes. Rick demoed the AccuQuilt machine and each student was given the chance to use the machine for their white sashing strips. Then they were instructed in the proper use of the rotary cutter, and cut the colored sashing strips out of the material they choose.

Next time we will start putting the lap robe together.

Subie Redd
Sewing Instruction Volunteer

Think of it as a power
tool with thread..



2020 Color of the Year

Each year there is a new color of the year, but this year, we are seeing two different colors having to do with fabric.

In January, Pantone announced their Classic Blue as their 2020 Color of the Year



Around the same time ads started appearing for Enchanted, the Kona Cotton Solids Color of the Year from Robert Kaufman fabrics.



Do you think they could work well together?

RGVQG General Meeting Minutes

Saturday, February 8, 2020

The meeting was called to order at 9:01 am by President Kathe Letulle.

The Secretary, Diana Wolf, asked if there were any corrections to last month's minutes. Hearing none, they stand approved as published.

Diane Tewell, Treasurer, reported:

The Treasurer, Diane Tewell, presented the following as her report:

Checking Account

Jan 1 beginning balance	\$9,765.78	Savings Account	\$33,146.91
Income	\$3,698.99		
Expenditures	\$3,980.96	Retreat	\$3,000.00
January 31 ending balance	\$9,483.81		

There were no corrections heard, so the report was filed for audit.

A sincere thank you was given by our President to all the volunteers as without volunteers, the Guild would not exist. A round of applause occurred.

The procedure to vote on the small quilts was explained by Judy Blum, and a half hour was given to the members to vote for their favorite.

Two announcements were read; 1) for the Victoria Palm Quilt Show, Memories by the Yard needs two persons who would be paid to cut fabric. 2) Tip O' Texas in Pharr is having fundraiser for sewing room charities titled Wedding Gowns of the Decades style show. It is a luncheon February 21 at 12:00 noon and the cost is eight dollars per ticket. A flyer with more information was available.

The Block of the Month is ending, and the Fat Quarter Draw continues on for the foreseeable future.

The Quilt Show Board had many reporting committees. Marsha Santow, Chair, stated it's coming fast and we should be excited.

Joy Paugh in charge of Show volunteers, who she considers very precious. She reported this year the need was 300 volunteers with times stretching from Wednesday to Saturday. So far, she has all but 13 as of the meeting today. Those who volunteer are given free one day admission. She noted several have volunteered in more than one location. She requested that more members volunteer for the show before leaving the meeting today. All volunteers, whether members or not, should check in at the Volunteer Check-in station, no matter what day or how early they arrive.

Debi Warner, Chair of the boutique which has been renamed "The Bargain Barn". Requested members stand who have participated in sew days or contributed items for the Bargain Barn.

She provided an update on Sarah Reed who is recovering at home and being cared for by her mother. It was strongly suggested that no phone calls or personal visits to the home at this time. Instead, coordinate with Myra Boykin or Debi Warner about food or other ways to contribute. Debi will update the Guild as Sarah recovers. Members can support Sarah by shopping at Repeat Performances Thrift on Jackson Street in Harlingen. It sends the proceeds to an organization abused women. Members can also contribute or drop off items at the Crisis Center on Harrison Street in Harlingen.

Community Service and Military Service room at the Show will be staffed by Deb Blackburn and Suzanne Brennan. They would like donations of red, white, blue or tan fabric to use for visitors to the

Continued next page

room to make blocks. They also encouraged attendees to drop by the room to learn all the different places which receive items from Guild members. They too would appreciate some more volunteers.

The chair of Totes and More, Linda Haderer, announced there will be at least 17 bags or totes each day, more than the awesome bags last year. Generally, this year each bag or tote contains more items. She is excited about how much money might be raised for the Guild.

She announced she was looking for a husband and several members have volunteered theirs. However, she only needed one husband for one hour to help load the bags into the trailer, and that individual has been located.

Monica Myers, informed the members that If you wish to be in the Style Show to be held at one o'clock on Friday and again on Saturday. She is looking for anything you have made. Someone else can model it for you. There is an online form to complete on the website on the Show page under Additional Information. It may be completed electronically or you may print it and then fill it out. She had paper forms available at the meeting.

Rosario will be returning to the Style Show with three dresses she has made. It will be exciting to see a past two-year winner of the Guild scholarship return and show her work.

Heather Nelson who is in charge of demos at the Quilt Show which will start at 10 am and occur subsequently on the hour.

Bonnie Hall stated if you have registered a quilt, you did receive a follow-up email. We have 328 quilts registered for the Show. If you didn't receive the email, check your spam folder or you buddy's email if they registered for you. Bonnie will be helping at both drop-off locations.

Laurie Magee, who will be Show Chair next year, still has openings with the appraiser to have your quilt appraised or critiqued. She explained why it is important to you to have it appraised. Additionally, this year there are two places to drop off quilts going to the Show. It is hoped this will spread make the drop off process more convenient for persons showing quilts and reduce the workload for the volunteers who will document the process of which quilt was dropped off at which location. The quilts must be picked up from the same location where they are dropped off.

Diane Hines had graciously stepped up to assist with the Opportunity Quilt booth at the Show due to Sarah Reed's unavoidable absence.

June Borneman will be receiving quilts at Trophy Gardens on Tuesday. She explained in detail how to put the quilts in pillowcases for the show. Use a bag commensurate in size with your quilt. Have the number visible on the outside of the bag with a big safety pin on the number. The pin will be used to pin your bag to the back of the quilt at the Show. The sleeve and number on the quilt should be adjacent and visible inside the pillowcase. Quilts must be labeled and have a sleeve. Only one quilt per pillowcase is permitted. If you have multiple entries, be sure the entry number on the quilt matches the number on the outside of the pillowcase. Quilts will not be measured during the drop off process. You will receive an envelope with the receipt for your quilt. If a label or if it is mis-measured, it will be sent to Bonnie Hall for remediation.

Laural Powell has arranged for a class each day at the show and presently both have openings. The cost is \$30 whether the attendee is a Guild member or not. Class starts at 8:30 am and you can get in the convention center at 8 am. You can enter through the double door at the front. The guards will let you through.

Mike Hall will start the Show setup on Thursday at 7:30 am and he and the volunteers will work until it is complete. Hanging quilts is estimated to start about 8:30 am but there is much prep work between 7:30 am and when the quilts can be hung. Coffee and doughnuts will be provided by the caterer about 10 am for those who wish them. Saturday after the Show is tear down.

Continued next page

Laural Powell is the Publicity Chair for the Quilt Show. She showed and explained the Show programs and enclosed ballot.

She is also the Show Chair for the 2022 Quilt Show which will also be the 40th Quilt Show for the Guild, the Ruby Jubilee Anniversary. She requested unwashed fabric which reads red, a fat quarter, a quarter of a yard or equivalent from each Guild member. The fabric will be included in an 80 by 80-inch quilt, a 40 x 40-inch wall hanging, and another item. Fabric donations can also be brought to GOB Quilts, but after the Quilt Show.

The winners of the small quilts contest were announced by Judy Blum. Honorable Mention was a tie between Marty Morrison and Bev Fleming. Third place was won by Bev Fleming. Second place was won by Jan Bathke and Beverly Widdows. The first, second and third place winners received cash awards. Judy explained some persons like to buy their friends quilt, so it is important to have your names on them.

Paula McCutchan announced the winners of the Challenge quilts using the theme "Once Upon a Time". Entrants were to use inspiration from a favorite book. Honorable Mention went to Terry Davis for a wall hanging themed from *Charlotte's Web*. Third place was Karen Knowlton with an inspiration from *The Quiltmakers Gift*, second place was a tie between Debbie Williams inspired by *Where the Crawdad Sings*, and Sharon Gulyban inspired by *Little Women*. First place was won by Peggy Barrow inspired by *Goldilocks and the Three Bears*. Take your ribbons home and keep them, but return these quilts should be taken home and returned to a drop-off point to be displayed at the Quilt Show. All entrants received a ribbon recognizing their entry into this category.

Kathe Letulle announced we are still looking for a Second Vice President candidate to serve the rest of the term between now and December. If anyone knows of a candidate, or would like to be a candidate, please let her know.

Laural Powell announced the March program classes are filled and have waiting lists. In April we have a Garage Sale and have a chair for it, Katherine Rose.

A chair is still needed for Friendship Day scheduled for our December meeting. Laural Powell will be working with you. The Garage Sale Chair will receive similar support to help you with this program. Additionally, member presenters for 30 to 45-minute programs are needed for Guild programs during the summer months. Ideas for summer programs you would like to see would also be welcome.

Military Service, Lucy Klaas and Pam Manley, at Snow to Sun RV Park, Mellie Peach and her associates made 23 tops. The quilt group there also presented four Military Service Quilts to park residents in an outstanding and moving ceremony. She also reported Rosario and crew came to help sew. They further helped greatly carrying supplies to the chairpersons' cars. It was delightful to see them sew with the old ladies. There was also a successful event at Trophy Gardens with 40 quilt tops made and at least 15 quilts bundled. HEB grocers donated a \$50.00 gift certificate for food which the volunteers at Trophy turned into a very nice lunch for workers. The committee reached its near-term goal as members have made enough quilt tops to hang 60 in the main hall of the Quilt Show.

The committee also mentioned that members could make four blocks alike and donate to them to Military Service to be used as cornerstones or blocks. Additionally, donations of red, white, blue or light tan quilting cotton fabric would be greatly appreciated.

She read a letter from a Military Quilt recipient to Mellie Peach and all the ladies on her quilting committee sincerely thanking them for the beautiful quilt.

Marty Morrison, Membership Chair, reported there are 297 members, and since the last meeting, there are 8 new and 21 renewing members.

Continued next page

Heather Nelson, Schoolhouse Chair, has some really interesting programs planned for next year but two more schoolhouse classes need teachers. If you can't think of something to teach, she has some ideas. She thanked Renee Darkis for teaching a wonderful and very informative class on techniques for precision piecing.

The Newsletter Chair, Judy Brown, announced the deadline as the Monday after the general meeting. There will be a second and special edition revolved around the Quilt Show.

Maggie Putney, Sunshine and Shadows chair, sent seven cards the last month, and plans to send two when she returns home.

The Hostesses, Gail Steinbeck and Susan Hudson reported 191 members present and two guests.

Susan Coleman, the Librarian, reported a number of books were returned, some from last spring. She requested members return books when they are due, and specially to return books before the member leaves for the summer.

Karen Heaney reported she is putting in a large article in the newsletter this month about Retreat. Please read it as it will contain important information about what to bring, directions and is particularly important for new attendees. As always, call her with questions. She requested attendees copy their ID and insurance card to put with their emergency medical forms and they will be collected at retreat. The form is on the Members Only page of the RGVQG website, under Retreat and is labeled Emergency Medical form. All of this information is kept confidential and will be returned to you at the end of retreat. She had some extra fabric for the Bluebonnet challenge. She will sell you some extra fabric if you need it for the challenge. There are some beautiful prizes for the challenge winners.

There were four openings in the Friendship Star retreat. It is a good opportunity to ask a friend or two so you can go with people you know. The masseuse has set aside some time at \$70 for appointments at Retreat. She does massages and reflexology.

Katherine Rose noted some shirts were ordered for the retreats but have not yet been paid for. Bluebonnet retreat but have not yet been paid for. Payment is needed today. They will be delivered to Retreat.

Bonnie Hall, webmistress, welcomes any calls with questions about the website. The passwords for the Members Only section, and the password for the directory are printed on the back of your membership card.

Laural Powell wanted members to be aware they can post pictures to the Rio Grande Valley Quilt Show Facebook page throughout the year, but particularly photos of the Quilt Show itself during the Show.

Evelyn Fincher has started the process to receive nominations for the Academic Scholarships for this coming year, but has not yet had any responses. That is normal given the point in the timetable for the committee.

Fat Quarter Draw was conducted by Jan Bathke and Esther Schmidt with much enjoyment by the winners.

Kathe Letulle has permanent name tags ready for pickup.

Show and Tell had many quilts and other pieces. The pictures are posted on the Guild's Facebook page for viewing.

The meeting was closed at 10:59 am By Kathe Letulle.

RGVQG Member Interest Survey RESULTS

from 80 members January 2020

Check one: I am a [5] beginning, [59] intermediate [14] advanced quilter.

I would like to learn more about: {Check all that apply}

- [10] Cutting techniques and tools
- [21] Squaring up blocks
- [21] Fabric qualities – how to determine
- [28] Thread, various types and uses, tips how to use
- [30] Borders, how to calculate width, plan borders, others including whether straight or curved.
- [28] Ideas for quilt labels
- [19] Trapunto - learn at least 2 techniques
- [24] Color – how to use color wheel, values, color planning techniques, color strategies
- [14] Blocks, scrappy and traditional, where to find patterns, tutorials
- [] Embellishment for quilts
- [24] Piecing, traditional and quick techniques
- [3] Quilting terminology
- [18] ¼ inch seams – techniques for quarter and scant quarter inch
- [15] Rotary cutting skills and techniques
- [27] Binding, various curved and straight bindings and easiest ways to join
- [33] Ideas for quick projects
- [18] Ideas for quick quilt blocks
- [12] Quilt design, planning and use of computers
- [13] Types of quilts, categories and where to find examples and tutorials
- [9] Criteria used to judge quilts in a juried show, and examples
- [13] Types of quilts, categories and where to find examples and tutorials
- Types of quilting stitching and how to do them: (6) hand [17] FMQ
- [23] domestic machine, [] sit down longarm [6] stand up longarm [5] stitching patterns

I am also interested in learning about

1. Antique quilts
2. Sashiko
3. Matching points and seams
4. Show stitching hand work/surface design
5. Paper piecing
6. New ideas, more about paints and dyes

The one thing I like least about the Guild

1. Programs from outside precentors
2. Meetings too long. I understand why we can't have more than two International Teachers, but Guild membership needs them.
3. Starts too early (for me). I come when folks in audience asks a question. We who are away from the person have on idea what the question is
4. Too much business at the meeting. That's what the Board is for. Enjoyable meeting programs. Hated the sell from Martelle list NO ! Note the place !
5. Cost of classes and retreats
6. So much happening!
7. Too long meetings
8. Meetings too long

Continued next page

9. Some people yelling orders at the meetings – Rudeness
10. Long meetings – Business
11. Sales pitches
12. That you stopped BOM
13. So far to drive
14. Length of business meetings can go too long
15. Sometimes I have trouble hearing
16. Too long meetings
17. Politics
18. NO more “Sales” meetings
19. Having a lot of programs and classes in the summer
20. The political crap and how you treat officers and volunteers
21. Meetings too long
22. Poor quality of instructing
23. Meetings take too long
24. Length of meetings—did NOT like “commercial” sales at last meeting
25. Travel time to Guild and classes
26. Sitting thru business meetings
27. Sitting through business meetings
28. Poor time management – President should require all using microphone to come forward after preliminary business, so all that time is not wasted where while we wait for committee chairs to come forward
29. The LOOONNG Saturday meeting. There must be a way to cut down its length
30. Distance from my park
31. Really good programs in summer & we’re not here till the Nov. meeting. I would have liked both the Oct & Nov programs. Too far to go for quilt show (closer than Padre Island)

The Guild could do better at:

1. Communication, within the Board and back and forth to members
2. I enjoy guild, but don’t like having to sign-up for everything on the computer
3. Trying to leave the Board politics out of the Guild, think of us members
4. Publicity for non-members social media use
5. Time management
6. Draw more expertise from membership
7. Need to educate on using website
8. For those of us that work—classes offered by the guild seem to be during the weekdays
9. I wish the classes were on weekends. I work and cannot go during the week
10. Classes are always during the week
11. Continuing BOM – our group loved doing these
12. Using talent within the guild
13. Having speakers show a short video to show the actual sewing construction
14. Business meetings and internal bickering
15. Sometimes the length of meetings
16. Could be more friendly
17. Meetings too long
18. Making sure everyone can hear
19. Welcoming new members beyond the first meeting
20. Explaining program classes—if more information—I might sign-up
21. Informing members of Board decisions
22. Shorten meetings
23. Long meeting and lengthy Show & Tell
24. Start on time
25. Balancing business and fun
26. I think the leaders do a decent job keeping everything going and everyone informed

Continued next page

27. Not assuming the entire group would be willing to give up over an hour for a sales pitch from Maratelli
28. Nothing in my eyes
29. Thanks, you all you do a great job
30. They are all trying their best as is

The one thing I like best about the Guild

1. Dedicated and generous members
2. Educational opportunities
3. The friendships found at meetings
4. People the folks are very friendly. Also, the classes, both schoolhouse and programs
5. Friends, friendships, programs, classes
6. Friendly members
7. The people
8. Show and Tell
9. Good Friendship
10. The quality of programs. The members are friendly and love to share
11. Treated well
12. Variety of speakers
13. Sharing – Schoolhouse and Program classes
14. Friendships formed
15. I enjoy classes
16. I like the new meeting place much better
17. Great guest speakers
18. Meeting people and listening to speakers
19. You can afford to have really good programs
20. Fellowship
21. Friendliness and helpfulness. Deep skill levels of memories
22. The guest speakers have been excellent-keep doing it !
23. Guild is doing a good job
24. Friendships formed, speakers, show classes
25. People and Activities/Programs
26. All the opportunities to learn new techniques
27. So glad you changed locations – I would not be coming if still at Alamo Rec-V
28. Meeting other quilters
29. This is my first experience with a Guild. I've been asking—where have I been all these years.
30. Information from the members about my projects
31. I like everything about it
32. Programs and Schoolhouse
33. Classes and friendly people
34. Program speakers
35. Making friends
36. Our President
37. Friendship
38. Welcoming nature of the group
39. Speakers
40. The speakers
41. Like it all. It is very organized
42. Comradery
43. Learning new creative ideas through speakers, programs, and classes
44. Learning
45. I always learn something
46. Look forward to meetings
47. Friends that I've made

Continued next page

48. Schoolhouse
49. Getting together with friends from other parks. Also, we have had very informative speakers
50. People, classes, show & tell
51. The programs and classes offered
52. The people, always learning something
53. Quilting classes and tips. Introducing us to new techniques and national speakers and demonstrations. Like this site with Stage high enough to see
54. Speakers at Guild meeting. Ability people love to show their skills Speakers at Guild meeting. Ability people love to show their skills
55. Meeting people from all over the Valley and the excellent classes
56. Contacts with like-minded quilters and new ideas for projects
57. Cannot pick just one—love every speaker and show & tell
58. The inspirational speakers that you bring in
59. Meeting & sharing ideas with quilters
60. Guild is well organized, and meetings run smoothly with all the committee heads
61. Interesting speakers and quilt show
62. Getting to see national quilt instructors
63. Glad for the microphone / now I can hear
64. Library and enjoy the presentations
65. The guest speakers

Other RGV Quilt Shows

February 18	Noon - 3 pm	Casa Del Valle	Alamo
February 20	10 am - 3 pm	Victoria Palms	Alamo
February 22	1 pm - 4 pm	Tropic Star	Pharr
March 7	8 am - Noon	Winter Haven Border Quilters	Brownsville
March 14 - April 4	Fiber Arts Unlimited	Kika de la Garza Art Center	921 E. 12th St. Mission

New Braunfels Area Quilt Guild QUILTFEST 2020 “A Kaleidoscope of Color”

QuiltFest 2020 “A Kaleidoscope of Color” will be held Friday and Saturday, July 24 and 25, 2020 at the New Braunfels Civic/Convention Center from 10 a.m. to 6 p.m. daily. Admission is \$10 per day or \$15 for both days. Children age 10 and under are free. Judged quilt show, antique bed turning, quilts for sale, vendors, concessions available. For more information, go to www.nbquiltfest.com.

Paris, Texas Quilt Show 2020 “Eiffel in Love with Quilts”

The Red River Valley Quilt Guild invites you to our annual quilt show. Enter a quilt, be a vendor, or simply come to our historic town for the quilting event!!

Save the date: Friday, May 8 and Saturday, May 9, 2020
 Friday 10 am - 5 pm and Saturday 10 am - 4 pm
 Love Civic Center, 2025 C|S. Collegiate Dr., Paris, TX 75460
 Email: parisquiltshow1@gmail.com
 Website: www.parisquiltshow.com



For more information

For more information about the things mentioned in this newsletter, visit our web page, rgvqg.com

Newsletter Advertising Rates

1/4 page \$25.00

1/2 page: \$50.00

Full page: \$100.00

Business Card \$10.00

Classified Ad: \$5.00 or 3-4 lines

Deadline: Monday following meeting on second Saturday of the month to be included in our next monthly publication. February content is due by the 10th.

Newsletter is posted 12 times each year. Paid advertisers may put one ad per month on our Facebook page at no cost.

Guidelines for article submission.

- Digital format is preferred
- Please Include a "headline" or header for your article and your name with any other contact information
- Pictures, graphics including clip art preferred in .jpeg, .jpg, .gif or .png

RGVQG Disclaimer

RGVQG does not discriminate nor endorse any advertisement placed in RGVQG News. RGVQG is not responsible for, nor takes responsibility for defective merchandise or false advertisements.


For more details contact:
Judy Brown, Editor
e-mail: newsletter@rgvqg.com

Renee's Quilting

Quilting to make your top sing

Custom quilting
Computerized designs
Edge to edge Free motion designs
Binding
Fast turnaround times

1623 N Tower Road
Alamo Texas 78516
Phone 812-890-1572
Email:
reneedarkis@hotmail.com



LONGARM QUILTING

Stippling, Pantographs,
Computerized Patterns,
and Specialized Quilting
angelicsmisc@hotmail.com

Call Angela 956-451-4900 A.A.C.E.,SA

Visit our Facebook page:
Angelics quilting and crafts

Find us at Don-Wes Flea Market

Wed, Sat and Sun 8 am to 4 pm
Oct thru April

Call for an appointment in the other months..

GOB Quilts



Where you can gather with friends, learn new skills and find great fabrics!

102 S. 3rd St.
Harlingen, TX 78550



100% Cotton Fabric
Cotton and Wool Batting
Notions

1001 Segovia
Llano Grande RV Resort
Mercedes, TX 78570
(956) 272-2377
quilterstntkorner@gmail.com
Kathè Letulle - Owner

Call for an appointment