

RGVQG News

Rio Grande Valley Quilt Guild, P.O. Box 32, Weslaco, TX 78599 - rgvqg.com

President's Threads That Bind

by Kathe Letulle

As Dolly Parton says, "We cannot direct the wind, but we can ADJUST the sails". There cannot always be smooth sailing at each Guild Meeting and the November meeting was no exception. For some unexplainable reason, the link did not work, so in the future, if this happens, go to zoom.us and click join a meeting. There, all one has to do is key in the ID and Passcode to enter the meeting. These codes are also found in the invitation. This learning curve with Zoom will be ongoing and each little glitch will be another education in itself. Our attempt is to ensure each member is informed, educated and feel comfortable using Zoom.

It was awesome to see so many attendees at the meeting, even with the Zoom link glitch. Although it was an annual business meeting, business was not the only focus. The breakout rooms allowed one on one conversation with members and guests. Although no physical hugs were available, virtual hugs were all around. Laural Powell's program about Morse Code Quilts was so inspiring and it will be interesting to see how many we will have in the Gallery at the Virtual Quilt Show. Although we only had two (2) entries in the show and tell, Pat Cooper and Patsy Mellon's Granddaughter, I am hoping that more members will email pictures of their projects for the December meeting. Just send them to president@rgvqg.com. This was my first attempt to do the Show and Tell and thanks to all those who helped me complete my task at the meeting. This was another learning curve for your non-techy

president and goes to show again that we are not too "old" to learn. Your nominating team and webmaster did a great job with the election of officer candidates, approval of the by-law changes and the entire voting process. Thanks to all of you.

Here is Wishing Everyone a **Happy Thanksgiving, prayers** for staying safe and virtual **hugs** all around.

Read all the articles in every newsletter and send in your Show and Tell photos.

ALL Members - ALWAYS check the website for any updates, access to Board and meeting minutes, and what is going on within the Guild during this time of getting back to what we feel will be a normal life. See you at the next Guild Meeting - December 12th at 9 AM Central Time.

We are all bound together by a common thread – quilting!

Blessings! Kathe - President@rgvqg.com
956-272-2377



Table of Contents

President's Threads That Bind.....	1
December Guild Meeting	2
Zoom Housekeeping Help.....	2
Treasurer Report.....	3
Community Service.....	3
Sunshine and Shadows	3
Membership Information	3
Retreat	4
Audit Committee Volunteers	4
Helpful Tip.....	4
Updating Zoom	4
Youth Class.....	4
December Program	5
Quilt Bingo.....	5
2021 Virtual Quilt Show.....	6
Quilt Consignments.....	6
Quilt Gallery at the 2021 Quilt Show	7
Silent Auction.....	7
What Is Your Bidding Strategy?	8
First Virtual Quilt Entries.....	8
Zoom Is The Answer.....	9
Bee News	10
Quilting Suggestions.....	10
Online Quilting Happenings	10
Guild General Meeting	11
Newsletter Advertising Rates	13
Guidelines for Article Submission.....	13
RGVQG Disclaimer	13

The call is out for a volunteer to be an upcoming Quilt Show **Chairperson** for the **2023** or **2024 Quilt Show?** Volunteer NOW and you have awesome mentors prior to your own show and we contemplate not virtual, so send an e-mail to president@rgvq.com text to 956-272-2377. If you know someone who would be an awesome Chairperson, nominate them and that person will be contacted. REMEMBER: There Can Be No QUILT Show Without A Chairperson! Let's Keep This Quilt Guild function ONGOING!

December Guild Meeting

The December Guild Meeting will be on December 12th. Always there will be a few housekeeping chores that has become the norm. Just seeing all the smiling faces, sure puts a warm spot in everyone's heart. If you are not secure with Zoom, there is always assistance, e-mail Diane Tewell at zcoor@rgvqg.com. We are all here to help.

A NEW CHANGE: Be sure to watch for the "Zoom Invitation Link To Join" email for the December Guild Meeting - 9AM Central TIME. This will be emailed the FRIDAY, (December 11th) prior to the meeting so the email (with Zoom meeting link as well as the ID & Passcode in the event the link is inoperable) will be close at hand and not lost in the multitude of emails. A safe way to keep these close at hand is to create a holding file for all Zoom meetings. Zoom is the one LINK that is vital to the success of our Guild; we all do not need to be here in the Valley!!!

GUESTS are welcomed – but they must register first. Check out rgvqg.com and further guest information – we are currently working to make this happen. Reminder – each Meeting Zoom Link is unique NOT recurring.

Zoom Housekeeping Help

Have you ever wanted to know, but were afraid to ask? Then ask your Zoom Coordinator - Diane Tewell (ZCoor@rgvqg.com) to assist you in Zoom training. She can set up training classes – your Guild Zoom Volunteers are here to get you comfortable with Zoom or even a refresher course. We miss our members of the Guild at the Meet and Greet and Monthly Meetings. At every meeting, there will be Housekeeping assistance with your device and believe me we all need reminding as we do not use Zoom on a daily basis. Remember - Diane Tewell is your Zoom Coordinator (ZCoor@rgvqg.com) and can assist connecting you with the correct device trainer for any assistance.

Treasurer Report

by Diane Tewell

October Treasurers Report

October 1 Beginning Checking Balance	\$11,249.40
Total Expenditures	
Farmers Liability Insurance	\$830.00
CNA Bonding Insurance	\$247.00
Income	\$38.00
October 31 Ending Checking Balance	\$10,210.40
No outstanding checks.	
October 31 Savings Balance	\$33,157.56

Community Service

by Chris Cowan

	Items	Hours	Value
October 2020	114	966	\$7003.50

Continued thanks to those submitting online reports! I received 10 online, reporting 7 twin, 1 Military Service, 6 queen/king, 6 full, 8 baby/lap/afghan, 4 crib/youth quilts, 4 totes, and 78 masks! Thanks for all the hard work, our communities are surely benefitting and grateful.

Sunshine and Shadows

by Jackie Landon

If you know of anyone in our Guild membership that needs a boost, is sick, or has a death in the family, or just a little cheering up from us, please let me know at sunshine@rgvqg.com. In October - November 15, 2020, I sent out 4 cards to those who were in several of these categories. I'm sure they were well received. They were to Kay Minner, death of her husband; Linda Swonger, Husband's illness; Cathy Mott, Hospitalized; and Marilyn Frye's death. Card sent to Marilyn's husband.

Membership Information

by Marty Morrison

In November, the dues collected will be for 2021 - which means if you are a new member, you are getting two months without having to pay dues. The fiscal year is from January 1 through December 31.

Remember that we are meeting via Zoom, so you can be a member from anywhere, so if you can't come to the Rio Grande Valley you can still be a member and enjoy the benefits of being a member of the Guild.

The annual dues are only \$30.00 and can be paid on-line, or a check can be made payable to **Rio Grande Valley Quilt Guild** and sent to:

RGVQG Membership
PO Box 32
Weslaco, TX 78599-0032

2021 Membership cards begin with the numbers 210xxx. The information needed to access the "Members Only" page and the Directory will be sent to you by email.

If you are paying by check, please include your email address - then I can let you know that the Guild has received your check. Also please provide any personal information has changed, so the Guild Directory can be updated.

For 2020 we have a total of 320 members.

For 2021 there are now paid 28 members. Thanks to those who have renewed their membership. Since the last newsletter we "Welcome" the following **New Members:**

Linda Burggraff
Lois Meikle
Kay Morlen
Sandra Pearl

The Rio Grande Valley Quilt Guild web page is www.rgvqg.com

Please let me know if you need assistance.
Marty Morrison (membership@rgvqg.com) or 816-686-3467

Retreat

by Karyn Heaney

Friendship Star Retreaters, your full payment for the 2021 retreat is due to me in December 2020. If you are not paid in full by December 31, 2020, I will assume you are not planning on going to the retreat. Also, Nancy requested that everyone make something for a door prize. There is still plenty of time to be creative.

Bluebonnet Friends Retreat, the Challenge is still on. There should be some wonderful items since you had 2 years to complete your project. I still have fabric if you have misplaced or did not get the required fat quarter.

Contact me if you have any questions.

Audit Committee Volunteers

In order to audit the Guild Financials, 3 volunteers are asked to complete this task. The volunteer must have a working knowledge of bookkeeping and be available on January 4 and 5, 2021. The volunteers will review the Guilds financial statements, documents, data and accounting entries. They will also report on information from the Guilds Quick Books, account balances, cash flow statements, income statements, balance sheets, and internal control systems.

The audit report will be presented at the Guild Board Meeting on January 6, 2021, and the Guild Membership Meeting on January 9, 2021. If you are interested, submit your request to president@rgvqg.com. Thank you in advance.

Helpful Tip

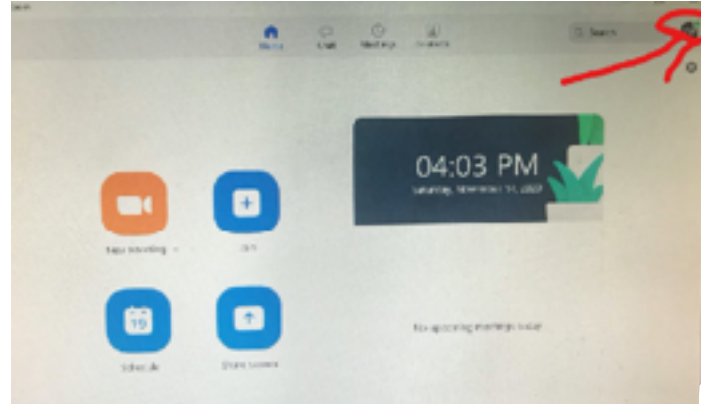
by Bonnie Hall

Did you know? You can send a text to an email address. If you take a picture on your phone and want a quick way to get it to your laptop/computer, text the picture to your email. The email will show up with your phone number as the sender with the picture attached.

Updating Zoom

by Debi Warner

To update Zoom, click on the small circle with your initials in the Upper Right of your Zoom application as shown in the photo.



A menu will drop down.

Click on "Check for Updates" and follow the instructions.

Youth Class

by Florea Flores



I taught a painting class using a toilet paper roll as a paint brush. Students are Savanah Rivera, Jasmine Chazaretta, Angel Chazarreta and Danica Rivera.

December Program


by Laural Powell

The December Guild meeting had been planned as our Friendship Day, but just because we're not meeting in person doesn't mean we still can't have fun. We will be playing Quilt Bingo and making a Fabric Ornament. So be sure to invite some friends to join us on December 12.

A blank Quilt Bingo Card and Word List are [available here](#). Choose your favorite quilting words from the list below and write them in a blank space under the corresponding letter to create your own unique Quilt Bingo Card. Make sure you have 25 coins,

buttons or other place holds, to mark your spaces as they are called. We will be giving out Prizes!

To make the Fabric Ornament with us, have at least



one piece of fabric cut to a 6" or 8" hexagon (templates [available here](#)), matching thread, a needle, and a button. There will be a small amount of pressing. So, if you have an iron handy great, if not you can finger press it.

Finally, be sure to submit pictures of any Quilted Postcards that you made or received, along with pictures of any other projects you have been working on for Show-N-Tell.

Quilt Bingo

Quilt Bingo Word List: All words must remain in their original column. Select 5 words from each column to create a custom Quilt Bingo Card. No Free Space is used in this game.

Please fill out your Quilt Bingo Card and have it ready for the Guild meeting on December 12, 2020.

Q	U	I	L	T
Bias	Light Box	Raw Edge	Dear Jane	EPP
Binding	Walking foot	Flying Geese	Licensed Print	Quilt-As-You-Go
Pineapple	Wonky	Sashing	Purple Thang	Layer Cake
Border	Bobbin	Stitch Width	Pins	Art Quilt
Crazy Quilt	Nine-Patch	WOF	Sunbonnet Sue	Feed Dogs
Right Side	Fat Quarter	Seam Ripper	LeMoyne Star	Thimble
Template	Flannel	Stained-Glass Quilt	Charm Pack	Mystery Quilt
Block	Fussy Cut	Paper Piecing	HST	WIP
Rotary Cutter	Log Cabin	Sampler Quilt	Jelly Roll	Layer Cake
Design Wall	On Point	Quilt Sandwich	Hunters Star	Patchwork
Ruler	Inset Seam	Redwork	Applique	BOM
Chain Pieced	Finger-Press	Contrast	Mug Rug	Quilt Label
Batting	Blender	Signature Block	Four-Patch	Retreat
Cutting Mat	Pressing	Scrappy	Wrong Side	Drunkard's Path
Novelty Print	Pieced Border	Overall Sam	Scissors	Quilt Show

This listing of words allows for 6,076,911,214,672,420,000,000,000 possible word combinations for game cards.

2021 Virtual Quilt Show

by Laurie Magee

NEW DATES February 8–14, 2021

Register Your Entries Now!



Please plan to register your entries NOW even if they are not quite finished. You do not have to enter all your items at the same time because Bonnie has created a form that will sort the entries into the correct categories and allow you or June to enter your formal photos at a later date. Your entries need to be registered before you take them to her to be photographed so that she can load those pictures directly into your completed entry form.

The form also provides the correct information for photographing and the process for downloading if you are taking your own photographs. When your registration is submitted you will receive emails from the Guild with further directions for your next steps.

You can assist the vendor committee as well. If you are a Winter Texan, you might be aware of an amazing shop somewhere in your home area, that might be perfect for our vendor mall.

Remember our vendors will not have to travel and this would be an opportunity for them to reach new customers. You can send these suggestions to Marsha Santow 269-267-1308 at marsha.santow@gmail.com or Marilyn Hensz at henszmarilyn@gmail.com.

Transportation Assistance for Quilts To Be Photographed:

Mike Hall 740-398-4142 bmmghall@gmail.com.

Entry Photographs and Tips:

June Borneman 215-527-9312
djborneman@gmail.com.

Volunteer Help Needed for the 2021 Virtual Show!

The Quilt Gallery team needs some assistance in editing the photos that are being submitted remotely. This work could include cropping backgrounds, straightening photos that are at an angle and improving the focus if necessary. You would not be working alone but would be collaborating with another committee member. Call or text Laurie Magee at 920-685-6470.

Quilting Paraphernalia Category

Please search your treasures and consider entering photos of any of your vintage sewing tools. They can include quirky pin cushions, beautiful thimbles, thread and thimble holders, vintage sewing machines...



Quilt Consignments

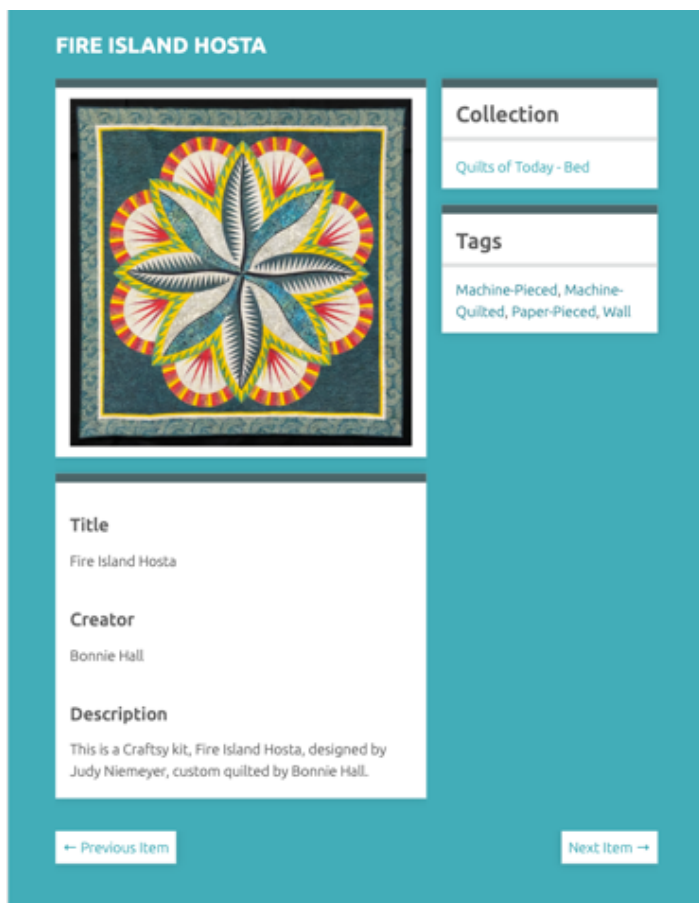
by Deb Blackburn

Do you have a quilt or a few you would like to sell? Debi Warner and I are working with the RGVQG Virtual Show to have an area where you can advertise your quilt(s) for sale. The details are still being worked out with the Show Board, but if you would be interested in a form to sell your quilts, please e-mail deborahblackbourn@yahoo.com

Watch the newsletter and/or e-mail for further information.

Quilt Gallery at the 2021 Quilt Show

This is a screen shot of a single entry in the Quilt Gallery. This example cannot be enlarged to see more detail because it is a screen shot, but the website will allow a viewer to examine the individual fabrics and details. Entries will have a minimum of two photos as well.



Silent Auction

by Sarah Reed and Joy Paugh

Time is quickly going by and the 2021 Quilt Show is almost here! I'm hoping you are planning your Donation Box (If it Fits it Ships - Flat Rate Box) with lots of fun items for the Silent Auction. What business would you like to receive a certificate from? That would be the best place to purchase a gift certificate for the silent auction. The Market Place team is encouraging us to fill out the form(s) NOW. The team is working with 3rd party software and also integrating e-commerce software and it is not a simple process, much more time is involved in getting your donation to the actual Silent Auction location. Pictures of the box donations need to accompany the registration or be received by Friday, January 11, 2021. Pictures send to mdpaugh@gmail.com.

We have received 6 donation boxes and 4 gift certificates registration forms. REMEMBER this is one of the avenues for our guild to raise funds to pay for our monthly expenses plus our community projects, military quilts and the two scholarships we sponsor each year.

Here is a glimpse of what has been donated. A golf themed box with fabric, an autographed copy of Ricky Tim's and Kay Bower's "Lizzie Albright and the Attic Window" and an autographed copy of "Granny's 1930 Sampler" by Ricky Tim's. Themed box of "Family Rules" such Say I Love You, Always tell the truth. A light box for appliqué. Vintage pincushion, crocheted doily, a quilted bag filled with quilting supplies, travel journal, travel themed fabric, and quilt book

Get your heads together at your Bee or hidden Bee and fill a box with some popular quilt item or themed item(s) or purchase one or two gift certificates!

Thank you from the Market Place Silent Auction duo.

Early Registration for Quilts and Vintage Sewing Paraphernalia is Appreciated

What Is Your Bidding Strategy?

by Linda Osborne

Have you ever stayed at an event longer than you might have wanted to check out the auction items and hopefully get the last bid to make the item yours? With our auction for our virtual show, our new member, Linda Damon, shared a story that might help you figuring out your bidding strategy to help make that item yours and raise dollars for the guild. With the show auction you can use your computer to possibly get your bid.

While she was doing an auction one recent night she had a thought about her bidding strategy.

Her thoughts: "I usually set an amount I am willing to "donate" to the organization. Say, \$100. (I remember someone commented that if every RGVQG member spent \$40, the goal would be met.)

On this particular auction there were two items I was interested in. So I upped the bids every few hours. Yesterday morning someone bought one of the items. So I turned my attention to the other one. I upped the bid about 3 more times but someone else was after this gift certificate but I wanted it for a Christmas gift.

The bid was at \$95. The auction ended at 7:30pm. At 7:29 and 30 seconds I bid \$100 and won.

Some things to keep in mind :

1. My goal was to donate to the organization NOT to buy items cheaply.
2. I had a set amount to donate before I even looked at the items.
3. I picked my targeted items, then followed the bidding over the two days.
4. When one of items sold, I then focused on the other item.
5. I entered a bidding war knowing full well that even if I didn't get the item, I helped raise more money for the organization. That is my responsibility as a member or supporter.

BTW: the value of the gift certificate was \$50. Remember, the e-book said restaurant gift certificates usually go for less."

Linda has laid out some wonderful helpful hints for auction items and to help raise funds for the Guild.

First Virtual Quilt Entries

by Linda Osborne

When I was a very small girl I used to take naps under a Sunbonnet Sue quilt grandma made me. Grandma was a witty, feisty gal that stitched most everything with her always busy hands. "Too hard to get that needle threaded on that machine she would say," so Miss Sunbonnet had every stitch sewn by hand. She made Sue special by sewing wonderful little pockets on her dress. I would talk with Sue and stick my finger in her dress pocket and imagine beautiful things to pop out. As time went by I did not want to take naps. I was too active of a gal always tumbling and twirling around the living room and swinging on my four poster bed. I remember Dad telling me if I did that to the bed, the post would break. He was right, sweet man that he was he just said," oh, that is so sad, let's get the glue." Said the same thing about the coffee table. Yep, we had to get the glue again.

Polio was the big fear of parents at that time. Mother had been told by the experts to keep your child safe and healthy, be sure to have your child nap. Clever lady that she was, she knew her child would not sit still enough for that, so she said she would take that nap time and teach me to knit and sew. She convinced me that she just knew I was just the person to make a scarf and that if I would sit by her we could make one together. I always saw her stitching something or clicking her knitting needles, so I was thrilled to be able to do that, too. I had a quiet time each afternoon with her. I never got polio and as we both said later because of polio rest time, a fabric, yarn, hand work monster was created. Beautiful memories of grandma, mom and

(continued next page)

the rest of the stitching gals in the family grew as we all shared our work and chatted about what we were making. There is a wonderful story about someone else's grandma's hands at this website <https://blog.missouriquiltco.com/whats-your-story-grandmas-hands-by-michele-t/>

Read the story and think about how you got into sewing and enter a quilt in our show that is like in the story. Something that would be a treasured memory. It will be wonderful to see the terrific results from this grand group of quilters that are full of fantastic talent. These treasures will make our first virtual show awesome, indeed.

Zoom Is The Answer

by Linda Osborne

This past year the coronavirus hit the US unbelievably hard and folks had to just stay inside with very little social contact from the folks they enjoyed and found such pleasure in knowing. It was super hard on "us quilters" to be somewhat isolated from our quilting buddies that we learn so much from, love seeing their smiles and so enjoy seeing their latest creation. ZOOM TO THE RESCUE!

What is Zoom and how are we able to enjoy it as quilters? Zoom is a Video Communication Company founded by Eric Yuan that enables folks to have teleconferences, distance education, chat services and social relations. Now that I have lost you as you are thinking I can't do any of that fancy tech stuff, but can you download the Zoom app and can you click a blue line of numbers on your computer, tablet, or smart phone that has come in the form of an invitation to join a group you know and enjoy? By clicking or touching this line on the screen a question appears that asks if you want to join the meeting, have your video image at the meeting, want to talk and hear the conversation. You click yes and you are in among the group. It really is not hard and a grin appear on your face as you see your Valley Bee friends and their creations with some of them. ZOOM TO THE RESCUE as you realize you are no longer isolated from your quilting

friends. "Hey, Virus, you awful thing, you cannot keep this group of quilters from not having a good time, we 'Gots' Zoom and a bit of fabric and 'stuff' to enjoy!"

I was thrilled to have Zoom to my rescue this summer. I was missing my quilting buddies and wondering what they had been doing. I was social distanced from my local friends. Along came this email from one of my Bee members that the Rio Grande Valley Quilt Guild had been given a gift of a membership to Zoom and we as a Bee could use it. Zoom would enable us all to be able to see each other and chat with each other and see each others newest creations. "Sign me up for that," was my first thought. It turned out to be great. There was Della from Canada, and Jan, Marsha, etc., from Harlingen and Darlene from Ohio and Marge from New York, etc, etc , etc. It made my day, week and gave me a great thing to look forward to each week. The Bee has had meetings regularly since that time. We have just enjoyed each other, and the things folks have made. Marge, one of our members from New York had her tablet in the car on her way home from the doctor, while we were meeting and she pulled into her favorite quilt shop in New York area where she resides , clicked us on and with the ok from the shop owner took us on a video trip of the shop. That was unbelievable. Gosh, here I was in Colorado and the other Bee members in various other places getting a tour of someone's favorite shop done by them in New York. What great fun. We have had Show and Tell, small classes, information given about quilting around the world, etc at our meetings, and best of all a few giggles with each other. This has been a great way to face a pandemic. If your Bee has not signed up for Zoom meetings the members of the Killer Bees would recommend it. It has brought us great joy. Many thanks to the Guild members that have spent hours learning this technology and made it easy for us to use. Get your Bee on Zoom through Diane Tewell at the guild, click that blue line and enjoy fun times with your quilting buddies. Happy Zooming where smiles, fun and projects come alive.



Alamo Country Club Veteran's Day 2020 Salute

Due to the pandemic, the Veterans Day salute was taped and uploaded to Youtube for viewing from individual homes. Links to the slideshow of ACC veterans and the salute to veterans are posted below:

Part 1: Slideshow of veterans => <https://youtu.be/7-W1s9GP1uA>

Part 2: Veterans salute (Color guard, WW II honorees, quilt raffles) => <https://youtu.be/AysRUaZzWvo>

Thank you Veterans!

Bees at Alamo and Military Service

by Diana Wolf

We have been Zooming at Alamo for several months.

Typically, some are present in our sewing room, and more are present online. We have had some hiccups and some very enjoyable times. We have had teachers from Iowa and Manitoba with the audience across several states and in the Valley. We have Show and Tell, and learn new skills.

Zoom has become a way to see and talk with each other. The exchange of information has helped us deepen friendships and make new ones. We have conversations with members not in our contact list and get to know them better. All the while our quilts progress.

The Military Service committee had a virtual sew day and more are planned. We learned an easy star block. The completed blocks were given to the committee. Sometimes, the rest of the quilt top was attached to them.

It's been an interesting transition. We all want to get back to "normal" but the new normal will likely look a bit different next year.

Quilting Suggestions

by Marty Morrison

There are many more places to look and shop – if you have a favorite. Just email your name and the website to Marty Morrison at whiskers1947@earthlink.net with a "Subject" of Quilt Suggestions. This may become a new section in the Newsletter (changing websites each month).

The RGVQG does not endorse any of the websites that the members submit for this article.

Here are some favorites from Diana Wolf:

www.rickytimes.com

www.facebook.com/

CherrywoodHandDyedFabrics - for linen fabric

www.hancocks-paducah.com

Online Quilting Happenings

by Judy Brown

Tune in for the broadcast premiere of *Nancy Zieman: Extraordinary Grace*, coming to PBS Wisconsin 7 PM, Monday, Nov. 23. Viewers outside the PBS Wisconsin viewing area will also be able to watch a live stream of the show at that time at pbswisconsin.org. [Watch a short preview here.](#)

Registration is open for the [online Houston Quilt Show](#) taking place December 3-5. Show pass with access to the vendor mall, quilt galleries, Open Studios™ videos, and Special Event) is \$10 and classes are \$10 for lectures and \$20 for forums and master classes. With a few exceptions, master classes and lectures will be available to view anytime for one week after the event.

Guild General Meeting

by Diana Wolf

Saturday, November 14, 2020

Called to order at 9:35 am by Kathe Letulle, President, who welcomed old and new members.

In attendance were Diane Tewell, Diana Wolf, Debi Warner, Kathe Letulle, Laural Powell, Laurie Magee, Joy Paugh, Bonnie M. Hall, Marty Morrison, Deborah's iPad2, June Bourneman, Joan Ploeg, Kay Morlen, Nancy Tatro, Mary Camp, Mellie Peach, Sharon Swanson, Val Forsyth, Beate Keith, Carol White, Carolyn Gottfried, Dale Shafer, Darlene Meadows, Debbie Williams, Dianne Hoyt, Donna Otto, Doris Anderson, Garnett Weaver, Gayle Steinbeck, Heather Nelson, Jackie Landon, Jackie Ridlon, Judy Blum, Judy Brown, Linda Burggraff, March Ziepke, Mary Britton, Michael Hall, Nancy Kinyon, Paula McCutcheon, Sandra Pearl, and others. There were 82 unique users attending. A quorum was established.

Our hostess, Gayle Steinbeck read the names of new attendees.

Marty Morrison, Membership, reported we presently have 322 members. For 2021, we have 27 paid members of which three members are new, Linda Burggraff, Kay Moreland, and Sandra Pearl.

The results of the recent elections elected Marty Morrison remains as Membership, Chris Cowan remains as Community Service, and we a new Treasurer, Mike Hall. Diana Wolf extended congratulations to the new officers. All submitted bylaws changes passed which helps to conserve Guild funds. Bonnie Hall contributed to the smoothness of the elections and online voting.

Diane Tewell gave the Treasurer's report. She stated the beginning bank balance Oct 1, was \$11, 249.40, expenses for liability and bonding insurance were \$1077.00, income of \$38.00 from a refund, which results in an ending balance of \$10,210.40. Savings account balance was \$33,157.56. A motion to approve was made by June Bourneman, and

seconded by Jackie Landon. The report was approved and filed for audit.

The Secretary's report was printed in the prior newsletter. There were no additions or corrections. Deb Blackburn made a motion to accept the report, seconded by Mary Camp. The report was accepted.

Laural Powell presented our program on Morse Code quilts, including the history of the actual Morse Code and how it has been interpreted in various ways in quilts. At next month's meeting we will play bingo. The card will be posted on Facebook, there will be a list of words to use to fill in your own card. There will also be a demonstration using a 6- or 8-inch hexagon shaped piece of fabric which transforms with a very few hand stitches into a holiday ornament. You will also need a needle and thread. She assures us it is very easy. This coming Wednesday, she is teaching a class to make a holiday table runner. The class is \$10.00 and you do not need to be a Guild member to take the class for that price. There is still room to sign up for the afternoon class.

Members were reminded that when door prizes are awarded, you must be present to win. They will be mailed to the address where you currently reside.

Jackie Landon reported for the Sunshine and Shadows committee that sympathy, get well and thinking of you cards have been sent to members. If you know of anyone who needs a card, please let her know.

Community Service had 114 items donated for a total of 966 hours, or \$7003.50 in value. This included several quilts, a military service quilt and 78 masks for an elementary school said Chris Cowan, chair.

Pam Manley and Lucy Klass from Military Service participated in a Veteran's Day outdoor ceremony and presented two quilts to veterans at Llano Grande RV Park. The committee is preparing kits for quilts to be made. Donations of fabric or currency is greatly appreciated. A day each month was selected

for people to pick up or drop off military service quilts at Alamo Country Club starting in January.

Bonnie Hall had created an online form so volunteer hours can be recorded whether for military service or hours in service to the Guild. She noted several forms were on the Forms page, including several for the Quilt Show.

Emails about Guild meetings contain links to the Zoom meeting. Diane Tewell shared that if the hyperlink text or blue button in the email does not work, you can always use the meeting ID and passcode number to get into the meeting. Zoom is a learning experience both for individuals and for the groups using them. She mentioned you can move between breakout rooms if your Zoom software is up to date.

Zoom has made it possible for different screen sharing options, for videos to be shared, and these can be shared in breakout rooms too. Zoom training sessions for members and Bees will begin again.

The Quilt Show committee has made much progress as related by Chair, Laurie Magee. The committee needs someone to edit photos sent from outside the Valley to display in the show. There was also a request to send quilt registrations now. The accompanying photo or photos do not need to show the quilt in a finished state.

Bonnie Hall walked through an online quilt registration to help members enter their quilts. There was mention of a YouTube video about how to photograph a quilt. If you are unable to go to June Bourneman for the photographs it is an excellent guide. Alternative hanging options for photos were shared.

The Virtual Quilt Show will be open 24 hours a day and it will be free. The Marketplace will host a Silent Auction. The Opportunity Quilt will be part of the Silent Auction offerings. There is an online form to indicate the contents of a box for the Silent Auctions and to list the contents. The Committee is investigating if and how members could sell quilts on consignment during the Show. Additionally,

members could donate small quilts to sell in the Silent Auction.

The American Quilt Study Group agreed to provide two workshops on quilt history, and we will host a video promoting the benefits of being a member of their group.

Door prize winners were announced: Debbie Williams, Val Forsyth, Jackie Landon, Kaye Moreland and Nancy Tatro. They were thrilled to win the patterns.

It was announced that 2021 membership dues can be paid now by using the [membership](#) form or by check to the Guild's post office box.

Show and Tell was pictures of the Upper Valley Art League who had created prayer flags to hang in front of their gallery building. New flags will be added periodically.

Bristol, granddaughter of a Guild member, is almost 10 years old, and showed a picture of her first quilt. It is a queen sized, a very lovely one in soft colors. It even had a quilt label on it. It is for her grandparents and will be their Christmas present. She was strongly encouraged to enter it into the virtual Quilt Show.

The Nominating Committee was recognized and then disbanded for the year. There will be new participants next year.

The Show Committee sincerely requests quilts be registered soon. There is much work behind the scenes to ready the pictures for display and early submissions would be greatly appreciated.

The retreat is still open. Contact Karyn Heaney for more information.

The meeting was adjourned at 11:42 am.

Respectfully submitted, Diana Wolf, Secretary

Newsletter Advertising Rates

1/4 page \$25.00
1/2 page: \$50.00
Full page: \$100.00
Business Card \$10.00
Classified Ad: \$5.00 or 3-4 lines



Deadline: Monday following meeting on second Saturday of the month to be included in our next monthly publication. December content is due by the 14th.

Newsletter is posted 12 times each year. Paid advertisers may put one ad per month on our Facebook page at no cost.

Guidelines for Article Submission

- Digital format is preferred
- Please Include a "headline" or header for your article and your name with any other contact information
- Pictures, graphics including clip art preferred in .jpeg, .jpg, .gif or .png

RGVQG Disclaimer

RGVQG does not discriminate nor endorse any advertisement placed in RGVQG News. RGVQG is not responsible for, nor takes responsibility for defective merchandise or false advertisements.

Sewing Machine Repair
offered by Victoria Sewing Machine Company
and Alvin Sew and Vacuum

Authorized repair services
for these brands and more.



Our premier expert staff offers two years free parts and labor included with all new machines purchased through our shops.

One year free labor warranty for your machine when cleaned or repaired by our expert staff. Sewing and embroidery machines carefully serviced. Look for us at the Rio Grande Valley Quilt Guild Show too.

Parts, service or more, call us at 361-574-1100.

New! Drop off location in Corpus Christie at the Sew Hooked Quilting and Creative Center, 2136 Waldron Road, Corpus Christie, TX 78418. Call for details.


Renee's Quilting

Quilting to make your top sing

Custom quilting
Computerized designs
Edge to edge Free motion designs
Binding
Fast turnaround times

1623 N Tower Road
Alamo Texas 78516
Phone 812-890-1572
Email:
reneedarkis@hotmail.com

GOB Quilts



Where you can gather with
friends, learn new skills
and find great fabrics!

102 S. 3rd St.
Harlingen, TX 78550



**Quilters
This N That
Korner**
Mercedes, Texas

100% Cotton Fabric
Cotton and Wool Batting
Notions

1001 Segovia
Llano Grande RV Resort
Mercedes, TX 78570
(956) 272-2377
quiltsntnkorner@gmail.com
Kathie Letulle - Owner
Call for an appointment