

Sunny Dresden's Workshop

©Designs by Lori Dickman

Supplies:

- **Sewing Machine, cords, extension cords**
- **Walking Foot:** helpful, (but not required) for machine appliqueing the Dresden to each block
- **Sewing kit:** Piecing thread, machine applique thread, extra machine needles, fabric scissors, paper scissors, rotary cutter, rotary cutting mat (good size is 18" x 24" or larger), rotary rulers
- **Template plastic or Freezer Paper** to trace templates
- **Tracing pen or pencil** (to trace Dresden templates onto plastic template or onto paper side of freezer paper)

Fabric: Substitute *Your Choice* of Fabric Themes/Colors but follow the guide below for the amounts per fabric.

Medium yellow: 3/8 yd. (My color: _____)
 Lt. Yellow: 1-1/8 yard (My color: _____)
 Dk Purple: 3/4 yard (My color: _____)
 Lt Purple: 3/8 yard (My color: _____)
 Gold: 3/8 yard (My color: _____)
 Backing: 1-1/2 yard (My color: _____)
 Batting: Baby size
 Binding: 2/3 yard (My color: _____)



Wall Quilt: 37" x 37"

Pre-Cutting of "Borders & Background squares" (may cut prior to the workshop): (Note: We will cut Dresden's DURING workshop.)

Follow the diagram of the quilt, but substitute YOUR Fabric Choice for the amounts indicated:

Lt. Yellow: Cut strips: (2) 5" x 26 1/2" and (2) 5" x 35 1/2" for borders. (My color: _____)
 Med Yellow: Cut (8) 6 1/2" squares (My color: _____)
 Lt Purple: Cut (8) 6 1/2" squares (My color: _____)
 Dk. Purple: Cut (2) 1 1/2" x 24 1/2" strips; (2) 1 1/2" x 26 1/2" strips; (My color: _____)
 (2) 1 1/2" x 35 1/2" strips; and (2) 1 1/2" x 37 1/2" strips.

Pattern: ©Sunny Dresden's; Designs by Lori Dickman \$9.00; Patterns for students will be brought to the workshop (unless workshop is virtual; then pattern is purchased by the student on Lori's website store at least 2 weeks prior to the workshop to ensure the pattern arrives in time for the class.)

***QuiltingWithLori.com*— Virtual Lecture Order & Info Page**

Use Coupon: FREESHIPLECT on Minimum \$25 orders

**Use Coupon: 3PATTERNS25 for 3 Patterns for \$25 & Free Shipping
For Lecture Attendees** <https://quiltingwithlori.com/store/>

Sign up for Free e-Book on <https://quiltingwithlori.com/>

Diamond's Templates & Patterns

- Rhombus Ruler Large (Layer Cake) \$11
- Rhombus Ruler (5" charm) \$7
- Rhombus ruler (2.5" mini) \$3



- Wacky Web (Periwinkle) Template (5" - \$7)
- Wacky Web (250 ct. Foundation Paper) (5"-\$9)
- Wacky Web (Periwinkle) (2.5" \$3)
- Wacky Web (250 ct. Foundation Paper) (2.5" \$6)



- Twinkling Stars Pattern \$9



- Jeweled Diamonds Pattern \$9



- Periwinkle Table
Runner & Basket Pattern \$9



Dresden Templates & Patterns:

- Dresden by MSQC (Layer Cake & Charm) \$8



- Burst by Man Sewing Template \$11



- Sunny Dresden's Pattern \$9



Drunkard's Path Templates & Patterns

- Drunkard's Path Template - Lg.
(fits 10" Layer Cakes) (\$19)



- Solomon's Blue Ice Pattern \$9



- Moon & Stars Pattern \$9



- Fruity Melons Pattern \$9



- Christmas Wishes Wall
Quilt & Runner Pattern \$9



- Retro Flowers Pattern \$9



- Modern Jacob's Ladder \$9



QuiltingWithLori.com— Virtual Lecture Order & Info Page

Use Coupon: **FREESHIPLECT** on Minimum \$25 orders

Use Coupon: **3PATTERNS25** for 3 Patterns for \$25 & Free Shipping

For Lecture Attendees <https://quiltingwithlori.com/store/>

Sign up for Free e-Book on <https://quiltingwithlori.com/>

QuiltingWithLori.com Books, Templates & Patterns

- ❑ *Speedy Solutions to Cut/Organize Your Scrap Stash* \$15

Includes technique instructions and 5 patterns



- ❑ *Scrappy Trails Pattern* \$9



- ❑ *Happy Crossings Pattern* \$9



- ❑ *Fives & Tens Pattern* \$9



- ❑ *Chains of Nines Pattern* \$9




- ❑ *Ducks in My Pond* \$9



- ❑ *Illusions Pattern* \$9




- ❑ *Stars & Stripes Pattern* \$9




QuiltingWithLori.com Books, Templates & Patterns

- ❑ *Speedy Solutions Scrap Patterns Book ...*

includes **12 patterns** - \$25



- ❑ *Marching Monkeys Pattern* \$9



- ❑ *Comin' Up Daisies Pattern* \$9



- ❑ *Ohio Star Distinction Pattern* \$9



- ❑ *California Maze Pattern* \$9



- ❑ *Mirror Mirror! Pattern* \$9



- ❑ *Starlight Pattern* \$9

